


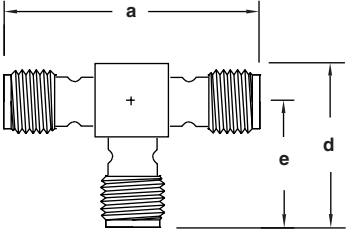
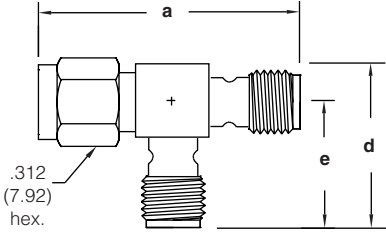
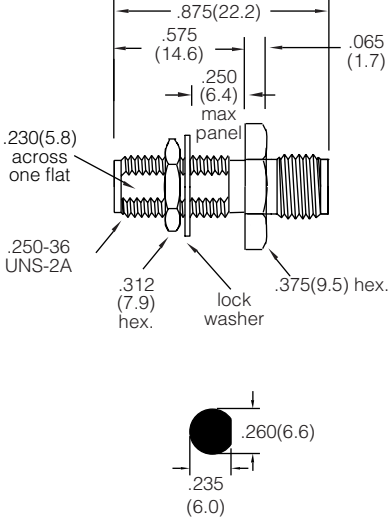


<p>Fig. 1</p> 	<p>Fig. 2</p> 	<p>Fig. 3</p> 
 <p>SMA Tee Adapter Jack-Jack-Jack <b>901-178</b> Gold Plated</p>	 <p>SMA Tee Adapter Plug-Jack-Jack <b>901-382-1</b> Gold Plated</p>	 <p>SMA Bulkhead Adapter Jack-Jack <b>901-9209-A</b> Gold Plated <b>901-9209-ASF</b> Passivated Finish</p>

## SMA IN-SERIES TEE ADAPTERS

Description	Dimensions, Inches (millimeters)			Plt.	Ins	Notes	Amphenol Number	Fig.
	a	d	e					
Tee Adapter, Jack-Jack-Jack	1.00(25.4)	.687(17.5)	.500(12.7)	P9	D1	BeCu Body	<b>901-178</b>	1
Tee Adapter, Plug-Jack-Jack	1.08(27.4)	.687(17.5)	.500(12.7)	P9	D1	BeCu Body	<b>901-382-1</b>	2

## SMA IN-SERIES BULKHEAD ADAPTERS

Description	Plt.	Ins	Notes	Amphenol Number	Fig.
Bulkhead Jack-Jack Front or Rear Mount	P11	D1	DC-18GHz Max. VSWR 1.14 Captive Contact	<b>901-9209-A</b>	3
	P13			<b>901-9209-ASF</b>	