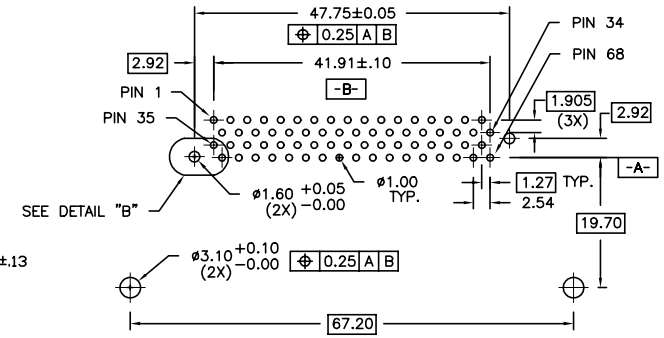
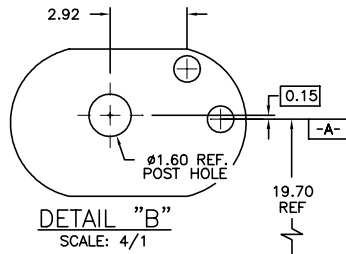
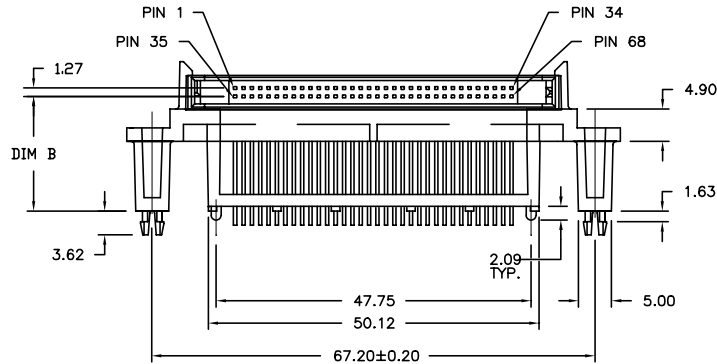
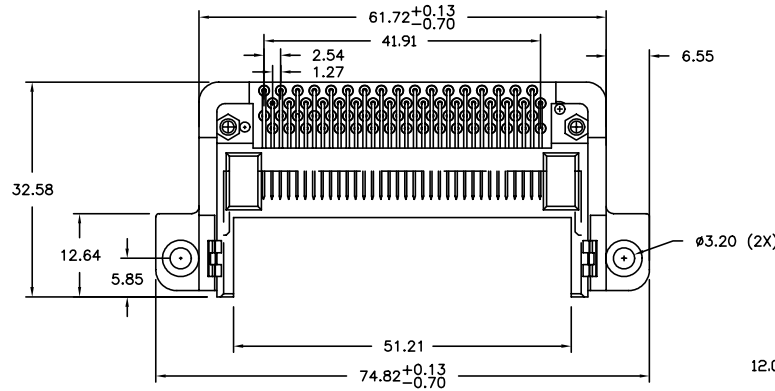


PRODUCT NO.	DIM "A"	DIM "B"
10120633-001LF	8.90	10.8



P.C.B. LAYOUT

NOTES:

- MATERIAL:
CONTACT - COPPER ALLOY
HOUSING: HIGH TEMPERATURE THERMOPLASTIC UL94-V0 BLACK
- PLATING:
CONTACT - ALL OVER 0.5um NICKEL UNDER PLATING
0.1um GOLD OVER 0.5um PALLADIUM
NICKEL SELECTIVE PLATING ON CONTACT.
2.5um PURE TIN PLATING ON LEAD FREE SOLDER TAIL
- MATING CONNECTOR
JEIDA/PCMCIA SPECIFICATION
- IF LEAD FREE P/N. THE HOUSING WILL WITHSTAND EXPOSURE TO 260°C PEAK TEMPERATURE FOR 10 SECONDS IN A WAVE SOLDER APPLICATION WITH A 1.00MM MINIMUM THICK CIRCUIT BOARD.
- IF LEAD FREE P/N. PACKAGING MEETS GS-14-920 SPECIFICATION
- LEAD FREE PRODUCT MEETS EUROPEAN UNION DIRECTIVES AND OTHER COUNTRY REGULATIONS AS DESCRIBED IN GS-22-008
- PRODUCT SPECIFICATION APR-12-031,
PACKING SPECIFICATION BUS-14-357

mat'l. code		surface ASME Y14.5 / tolerance ASME Y14.5		projection	product family
ltr ecn nodr		date		tolerances unless otherwise specified	PCMCIA
A	-	ZK	04/13/12	0.X±0.3	HEADER ASSEMBLY W/STANDOFF
B	BLX-N-012546	ZK	06/15/12	0.XX±0.13	
				0°±2'	scale 1:1
				dr ZK HU	04/13/12
				enr ZK HU	04/13/12
				chr RICK BIAN	04/13/12
				appd RICK BIAN	04/13/12
sheet index	revision	sheet 1		dwg no 10120633 sheet 1 of 1 size A4 type Product Customer Drawing	