

CFP4 Series Connector

Product Specification S6099C Rev 1.0

Amphenol

Now you're connected!


About Amphenol

Commercial Products

Amphenol's commercial connector products are used in a variety of end user applications including networking, telecom, server & computer, storage & HDD, consumer electronics and entertainment, professional audio & Industrial & Military/Aerospace.

Related Products

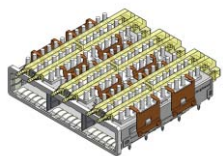
QSFP+



38 POSITION CONNECTOR



THRU THE BEZEL CAGE ASSEMBLY WITH HEAT SINK




1x3 BEHIND THE BEZEL CAGE ASSEMBLY WITH HEAT SINK AND LIGHT PIPES

CXP



CAGE AND CONNECTOR ASSEMBLY WITH ROUND PIN HEAT SINK AND ELASTOMER GASKET



U99-C056-XXXX
56 POSITION
CFP4 SERIES CONNECTOR

Overview

This short form Product Specification defines the general use and performance parameters for Amphenol's CFP4 series connector.

The interconnect system comprises a 56 position 0.6 mm pitch connector designed to be compatible with the 100G Form factor Pluggable (CFP) Multi-source Agreement.

Usage

The connector system is capable of data rates up to 25 Gbps per channel (up to 4 channels) with resonance dampening for improved signal integrity (56 position connector).

Applications

Intended for use in high speed serial interconnect applications such as:

- Clusters
- Servers
- Storage devices

General Requirements

Connectors are tape and reel packaged for robotic pick-and-place.

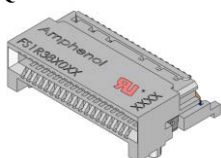
Now you're connected!

About Amphenol Commercial Products

Amphenol's commercial connector products are used in a variety of end user applications including networking, telecom, server & computer, storage & HDD, consumer electronics and entertainment, professional audio & Industrial & Military/Aerospace.

Related Products

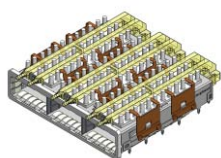
QSFP+



38 POSITION CONNECTOR



THRU THE BEZEL CAGE ASSEMBLY WITH HEAT SINK



1x3 BEHIND THE BEZEL CAGE ASSEMBLY WITH HEAT SINK AND LIGHT PIPES

CXP



CAGE AND CONNECTOR ASSEMBLY WITH ROUND PIN HEAT SINK AND ELASTOMER GASKET

Connector Electrical Characteristics

Operating Voltage: 3.3V

Operating Current: 1.87A

Connector Mechanical Characteristics

Maximum Insertion Force (without heat sink): 60 N

Maximum Withdrawal Force (without heat sink): 50 N

Durability: 200 mating cycles

Material Requirements

Unless otherwise specified, the materials for each component shall be:

- Contacts
 - Base material – Phosphor Bronze
 - Contact Normal Force – 50g nominal
 - Plating
 - Mating area – 15 or 30 microinches (0.38 or 0.76 μm) min Gold over 50 μin (1.27 μm) min Nickel
 - Solder tails – 100 microinches (2.54 μm) min Matte Tin, over 50 μin (1.27 μm) min Nickel
- Housings: Black color, glass-reinforced, lead-free solder reflow process compatible thermoplastic, UL94V-0 rated
- Resonance dampening feature: Conductive polymer.

Temperature rise: Meets the requirement of 30° C ΔT

Operating and storage temperature: -40° to +85° C

Process Characteristics

Connectors are tape and reel packaged

Cages offered in various options (refer to S6098C)

Maximum process temperature during soldering is 260°C for 10 seconds

Belly-to-belly placement possible, allowing for two cages to mount on opposite sides of PCB

Resonance Dampening Features

This connector incorporates a ground commoning device to provide better common mode performance and reduced crosstalk at resonance frequencies.

Available Documents

Drawing Numbers:

P-U99-C056-XXXX

CFP4 Series Connector

Contact factory or Authorized Amphenol representative for alternate configurations