

REVISIONS				
REV.	ECN/E-R	DESCRIPTION	DATE	APPROVED
A		PROPOSAL	MAR26/09	
B		UPDATED	JUL14/09	

MATERIAL:

CAGE:  
COPPER ALLOY

PLATING OPTION 2:  
2.54 um MIN. NICKEL

PLATING OPTION 3:  
3.81 um MIN. MATTE TIN  
OVER 1.27um MIN. NICKEL

PACKAGING:  
TRAY PACKAGING

TEMPERATURE RANGE:  
-40C TO +85C

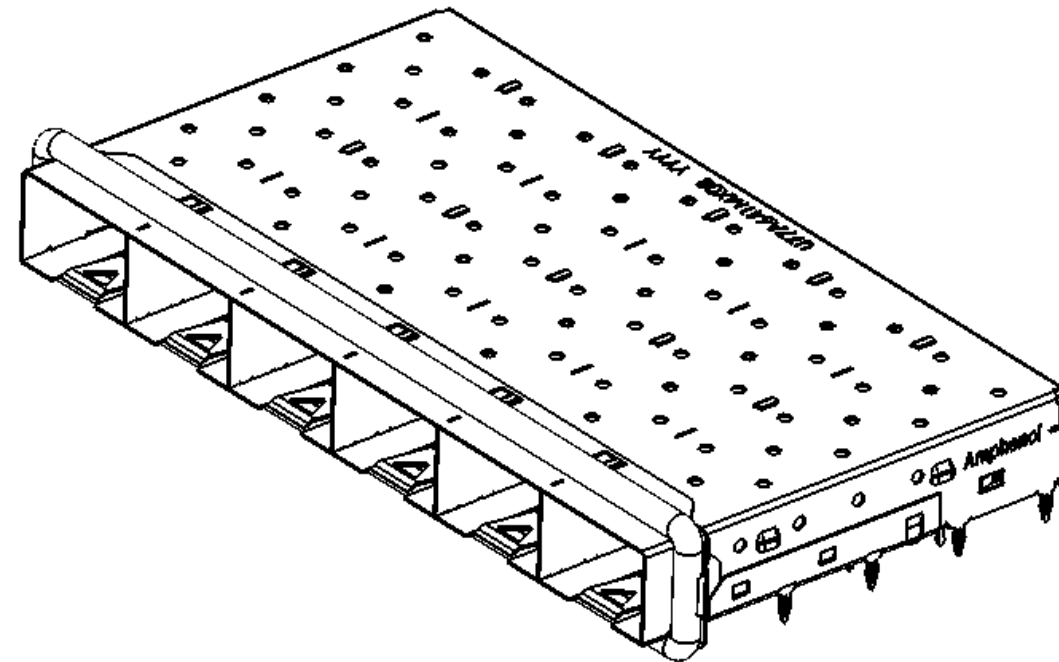
AMPHENOL PART NUMBER CONFIGURATION

U77 - A X 4 1 M - X 0 8 1

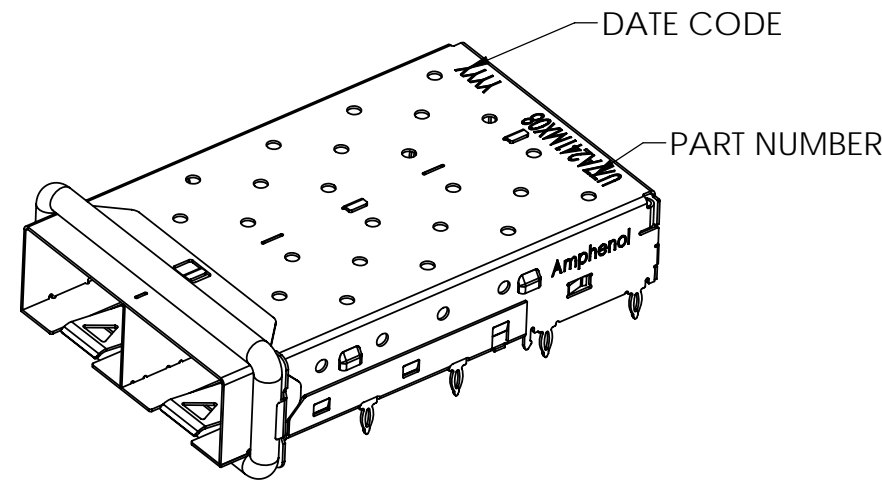
PACKAGING  
1 = TRAY PACKAGING

PLATING OPTIONS  
2 = NICKEL PLATING  
3 = MATTE TIN PLATING

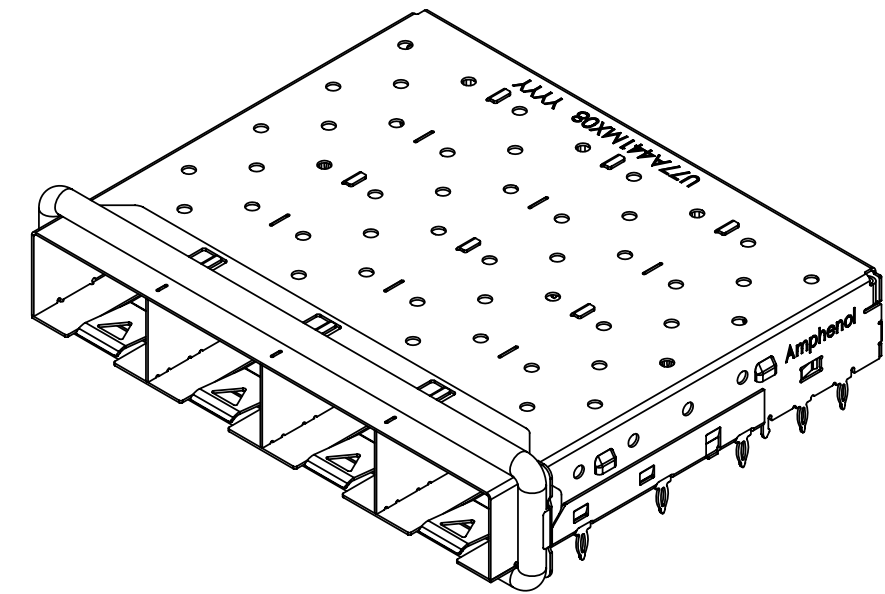
NUMBER OF PORTS  
2 = 2 PORTS  
4 = 4 PORTS  
6 = 6 PORTS



P/N U77-A641M-X081 SHOWN



P/N U77-A241M-X081 SHOWN



P/N U77-A441M-X081 SHOWN

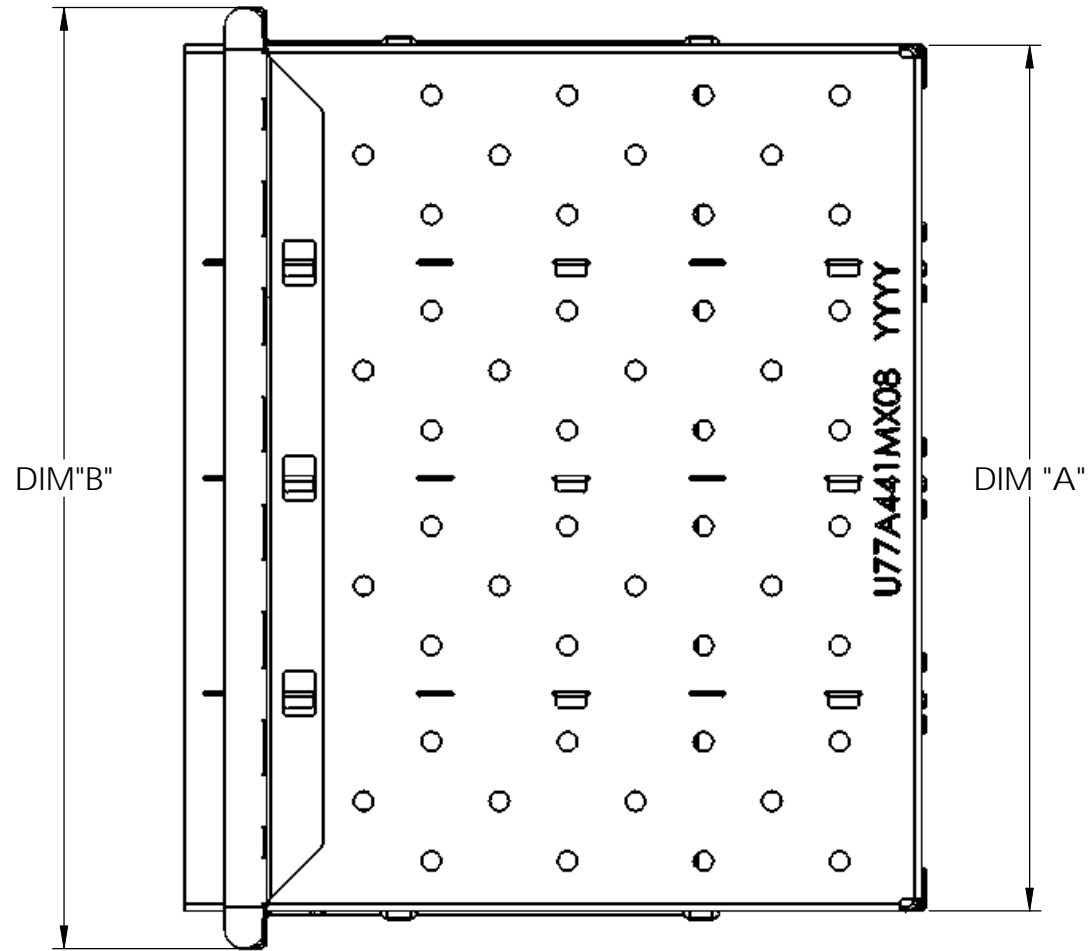


**DO NOT SCALE DRAWING**

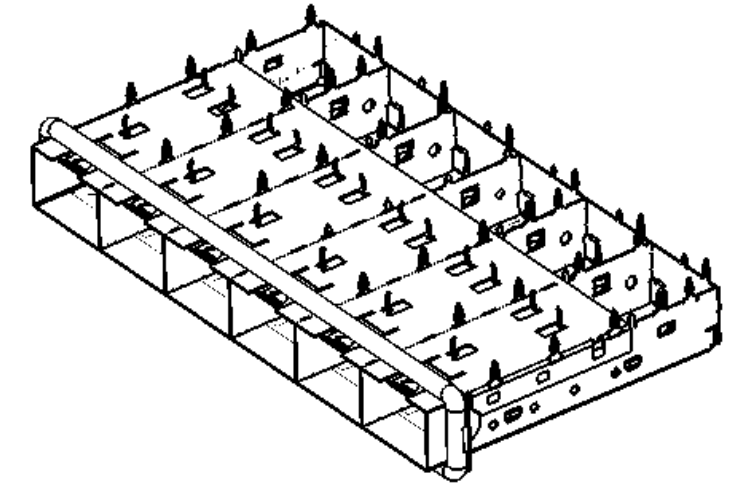
THIS DOCUMENT CONTAINS PROPRIETARY INFORMATION AND SUCH INFORMATION MAY NOT BE DISCLOSED TO OTHERS FOR ANY PURPOSE OR USED FOR MANUFACTURING PURPOSES WITHOUT PERMISSION FROM AMPHENOL CANADA CORP.

UNLESS OTHERWISE SPECIFIED DIMENSIONS ARE IN MILLIMETERS TOLERANCES ARE:		APPROVALS		DATE	Amphenol Canada Corp.	
DECIMALS	ANGLES	DRAWN	ChigowX	MAR14/09	TITLE	
X.X ± 0.38	± 1°	DESIGNED			1XN SFP+ CAGE ASSEMBLY WITH ELASTOMERIC GASKET	
X.XX ± 0.25		CHECKED	J.SI	MAR26/09		
MATERIAL AND FINISH		QA APPD				
SEE NOTE 1		IE APPD			SIZE	DWG. NO
REF.		DWG APPD		A.G	A3	P-U77-AX41M-X081
CODE IDENT. NO.	03554	DATE		MAR26/09	SCALE	4:1
				PROJECT	SHEET 1 OF 6	
				REV.	B	

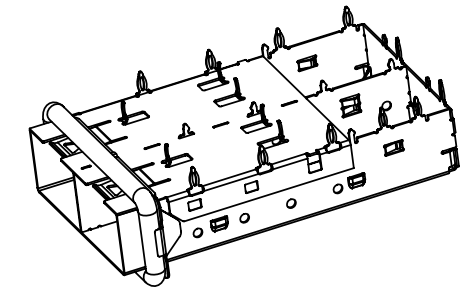
PART NUMBER	DIM"A"	DIM"B"
U77-A241M-X081	28.75	33.75
U77-A441M-X081	57.25	62.25
U77-A641M-X081	85.75	90.75



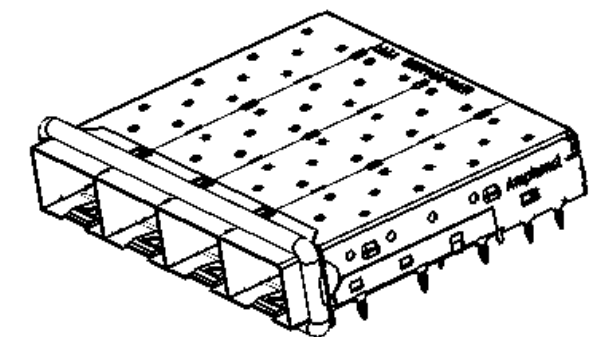
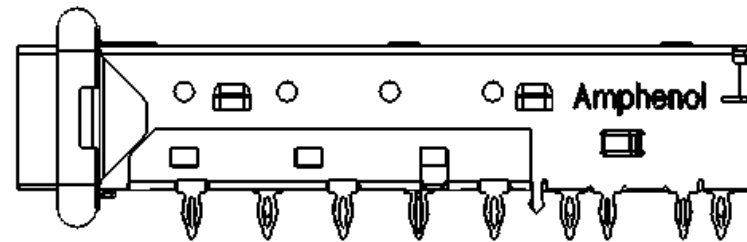
REVISIONS				
REV.	ECN/E-R	DESCRIPTION	DATE	APPROVED
A		PROPOSAL	MAR26/09	
B		UPDATED	JUL14/09	



U77-A641M-X081 SHOWN



U77-A241M-X081 SHOWN



U77-A441M-X081 SHOWN

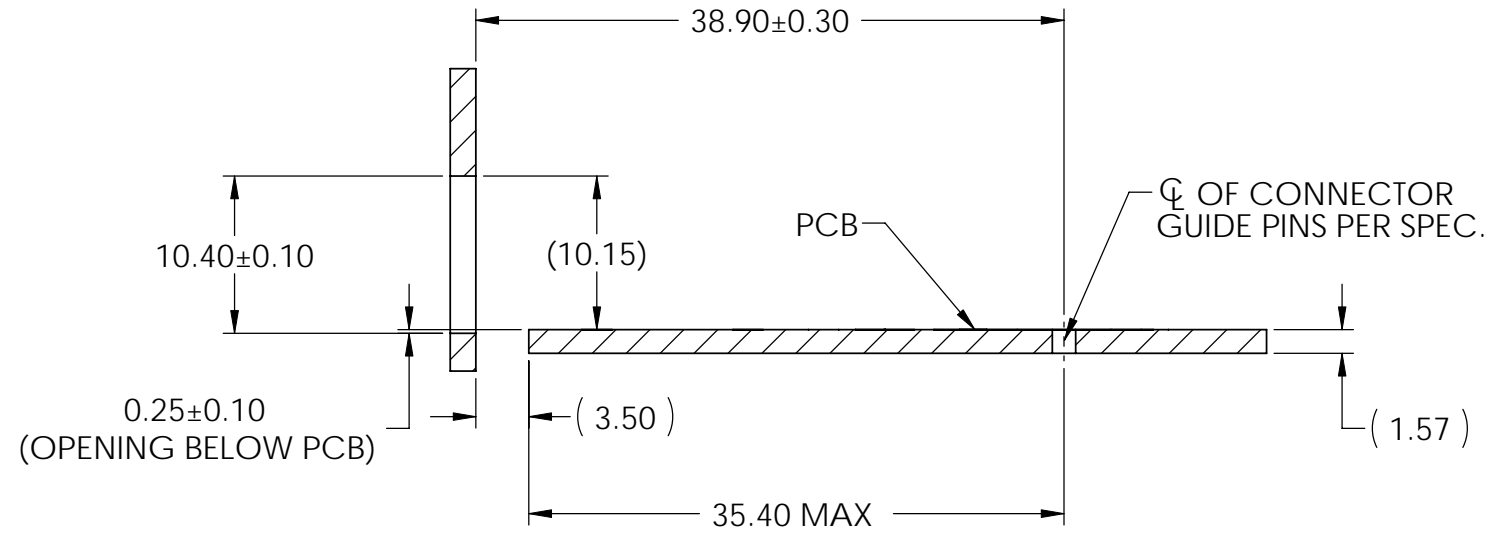
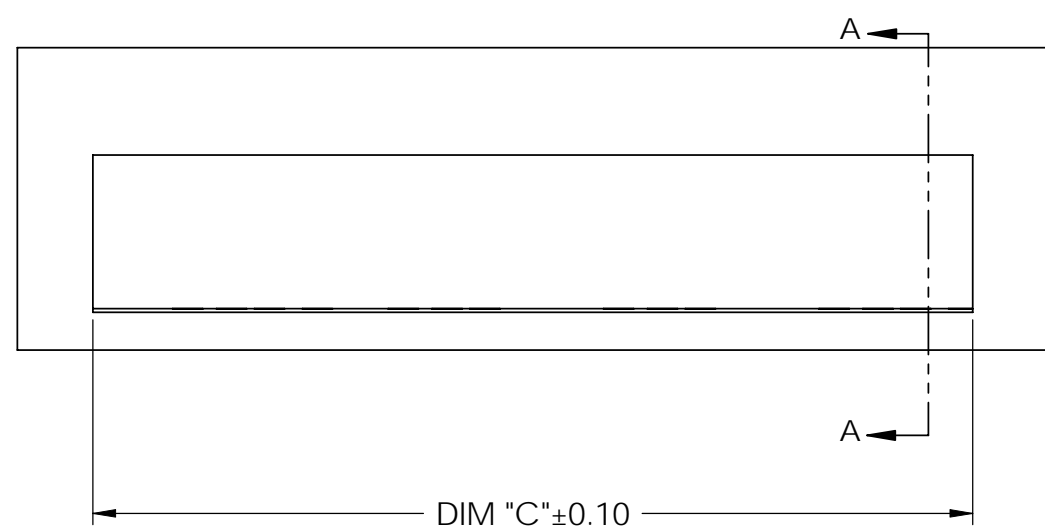
UNLESS OTHERWISE SPECIFIED DIMENSIONS ARE IN MILLIMETERS TOLERANCES ARE:		APPROVALS		DATE	Amphenol Canada Corp.	
DECIMALS	ANGLES	DRAWN	ChigowX	MAR14/09		
X.X ± 0.38	± 1°	DESIGNED			TITLE 1XN SFP+ CAGE ASSEMBLY WITH ELASTOMERIC GASKET	
X.XX ± 0.25		CHECKED	J.SI	MAR26/09		
MATERIAL AND FINISH		QA APPD			SIZE A3	
SEE NOTE 1		IE APPD				
REF.		DWG APPD		A.G	MAR26/09	SCALE
CODE IDENT. NO.	03554					1:1
					PROJECT	SHEET
						2 OF 6

**DO NOT SCALE DRAWING**

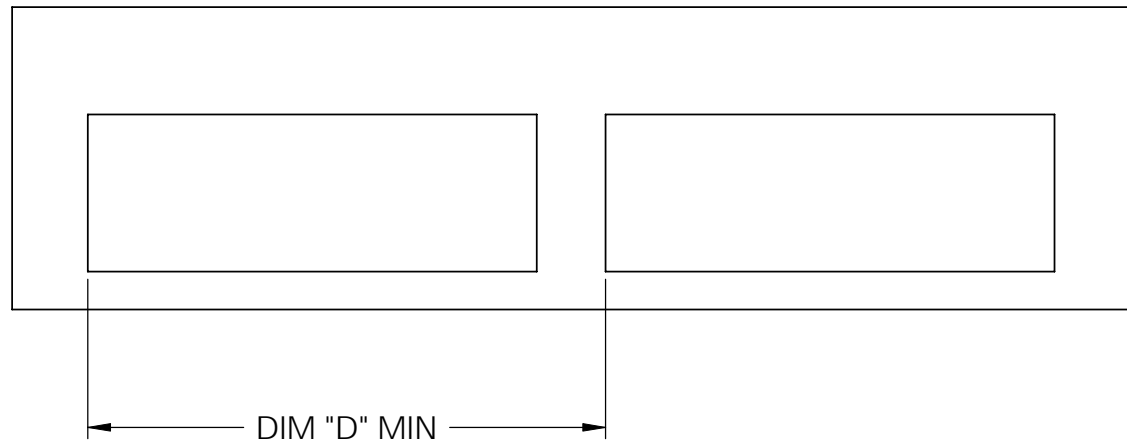
THIS DOCUMENT CONTAINS PROPRIETARY INFORMATION AND SUCH INFORMATION MAY NOT BE DISCLOSED TO OTHERS FOR ANY PURPOSE OR USED FOR MANUFACTURING PURPOSES WITHOUT PERMISSION FROM AMPHENOL CANADA CORP.

PART NUMBER	DIM "C"	DIM "D"
U77-A241M-X081	29.70	34.25
U77-A441M-X081	58.20	62.75
U77-A641M-X081	86.70	91.25

REVISIONS				
REV.	ECN/E-R	DESCRIPTION	DATE	APPROVED
A		PROPOSAL	MAR26/09	
B		UPDATED	JUL14/09	



RECOMMENDED BEZEL DESIGN  
(ONE SIDE CAGE MOUNTING)



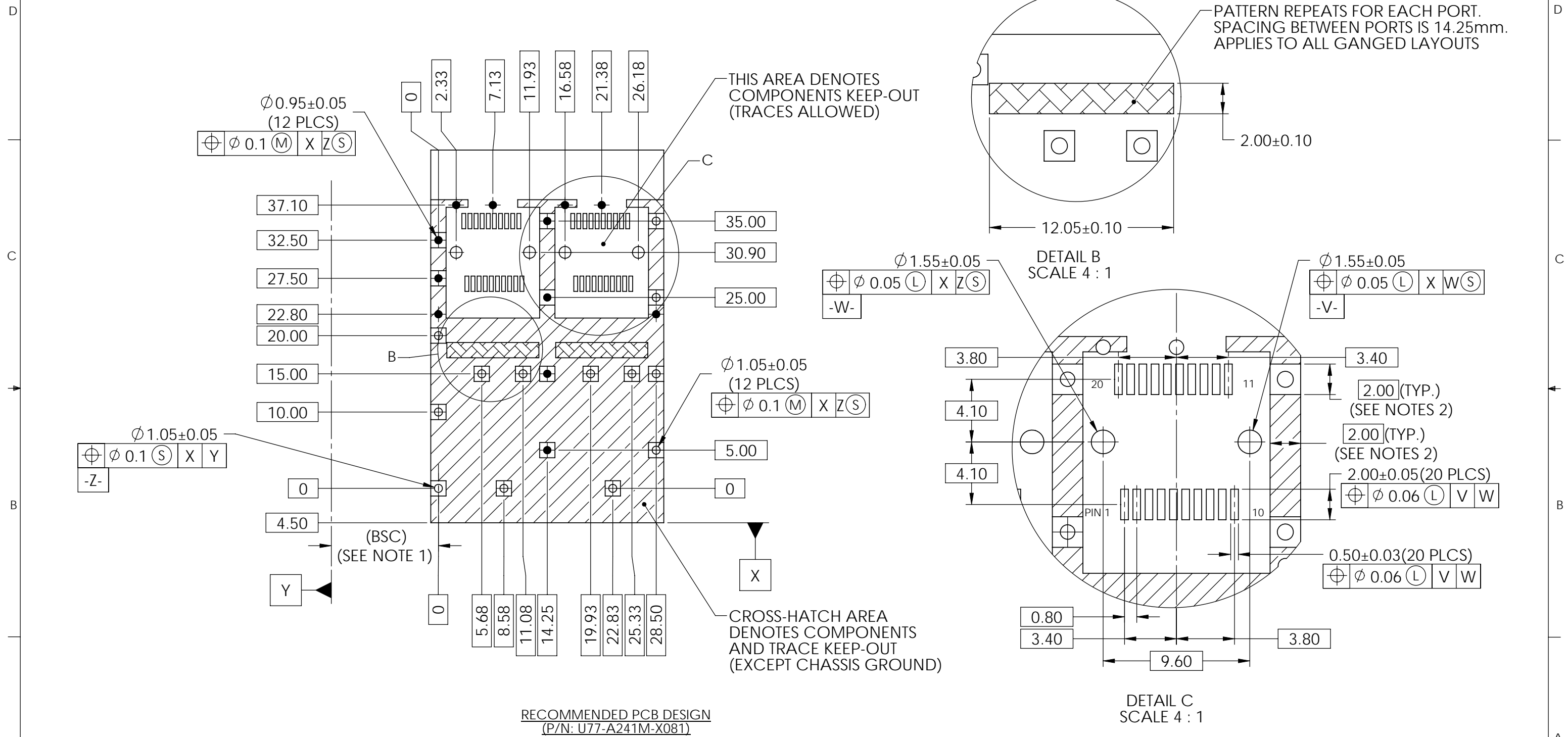
**DO NOT SCALE DRAWING**

THIS DOCUMENT CONTAINS PROPRIETARY INFORMATION AND SUCH INFORMATION MAY NOT BE DISCLOSED TO OTHERS FOR ANY PURPOSE OR USED FOR MANUFACTURING PURPOSES WITHOUT PERMISSION FROM AMPHENOL CANADA CORP.

UNLESS OTHERWISE SPECIFIED DIMENSIONS ARE IN MILLIMETERS TOLERANCES ARE:  DECIMALS      ANGLES X.X ± 0.38      ± 1° X.XX ± 0.25	<b>APPROVALS</b>	<b>DATE</b>	<b>Amphenol Canada Corp.</b>	
	DRAWN ChigowX	MAR14/09		
	DESIGNED		TITLE  1XN SFP+ CAGE ASSEMBLY WITH ELASTOMERIC GASKET	
	CHECKED J.SI	MAR26/09		
MATERIAL AND FINISH SEE NOTE 1	QA APPD		SIZE A3	DWG. NO P-U77-AX41M-X081
REF.	IE APPD		SCALE 1:1	PROJECT
CODE IDENT. NO. 03554	DWG APPD A.G	MAR26/09	SHEET 3 OF 6	REV. B

REVISIONS				
REV.	ECN/E-R	DESCRIPTION	DATE	APPROVED
A		PROPOSAL	MAR26/09	
B		UPDATED	JUL14/09	

- NOTES:
- DATUM AND BASIC DIMENSIONS ESTABLISHED BY CUSTOMER.
  - PADS AND VIAS ARE CHASSIS GROUND.
  - THRU-HOLES, PLATING OPTIONAL.
  - SEE DRAWINGS P-UX76-A20-X00XX FOR CONNECTOR LAYOUT.



RECOMMENDED PCB DESIGN  
(P/N: U77-A241M-X081)

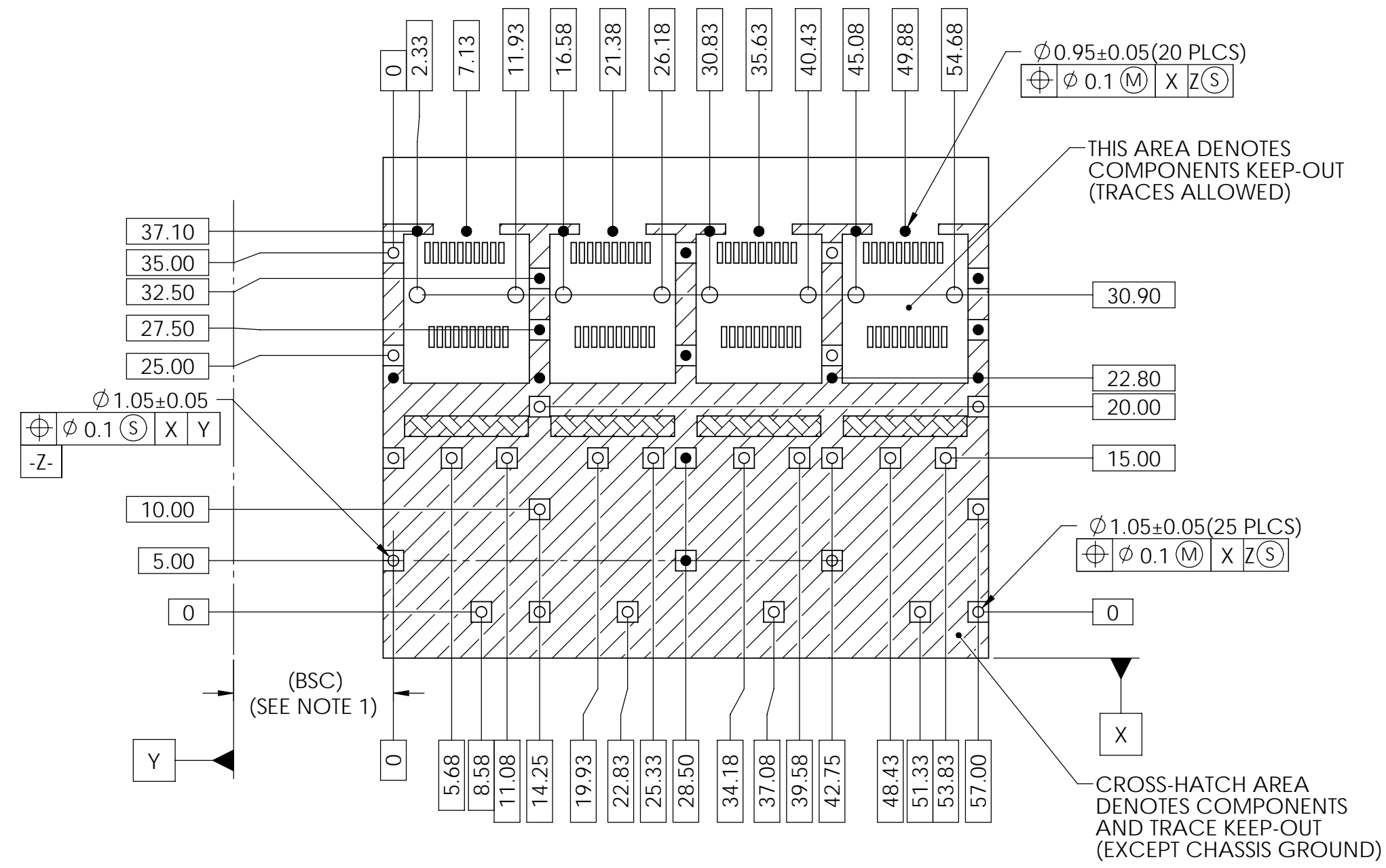
**DO NOT SCALE DRAWING**

THIS DOCUMENT CONTAINS PROPRIETARY INFORMATION AND SUCH INFORMATION MAY NOT BE DISCLOSED TO OTHERS FOR ANY PURPOSE OR USED FOR MANUFACTURING PURPOSES WITHOUT PERMISSION FROM AMPHENOL CANADA CORP.

UNLESS OTHERWISE SPECIFIED DIMENSIONS ARE IN MILLIMETERS TOLERANCES ARE:  DECIMALS      ANGLES X.X ± 0.38      ± 1° X.XX ± 0.25	<b>APPROVALS</b>		<b>DATE</b>	<b>Amphenol Canada Corp.</b>  TITLE  1XN SFP+ CAGE ASSEMBLY WITH ELASTOMERIC GASKET
	DRAWN	ChigowX	MAR14/09	
	DESIGNED			
	CHECKED	J.SI	MAR26/09	
MATERIAL AND FINISH	SEE NOTE 1		QA APPD	
REF.	IE APPD			SIZE A3
CODE IDENT. NO.	03554	DWG APPD	A.G	DATE
			MAR26/09	SCALE
				2:1
				PROJECT
				P-U77-AX41M-X081
				REV.
				B
				SHEET
				4 OF 6

REVISIONS				
REV.	ECN/E-R	DESCRIPTION	DATE	APPROVED
A		PROPOSAL	MAR26/09	
B		UPDATED	JUL14/09	

- NOTES:
- DATUM AND BASIC DIMENSIONS ESTABLISHED BY CUSTOMER.
  - PADS AND VIAS ARE CHASSIS GROUND.
  - THRU-HOLES, PLATING OPTIONAL.
  - SEE DRAWINGS P-UX76-A20-X00XX FOR CONNECTOR LAYOUT.



RECOMMENDED PCB DESIGN  
(P/N: U77-A441M-X081)

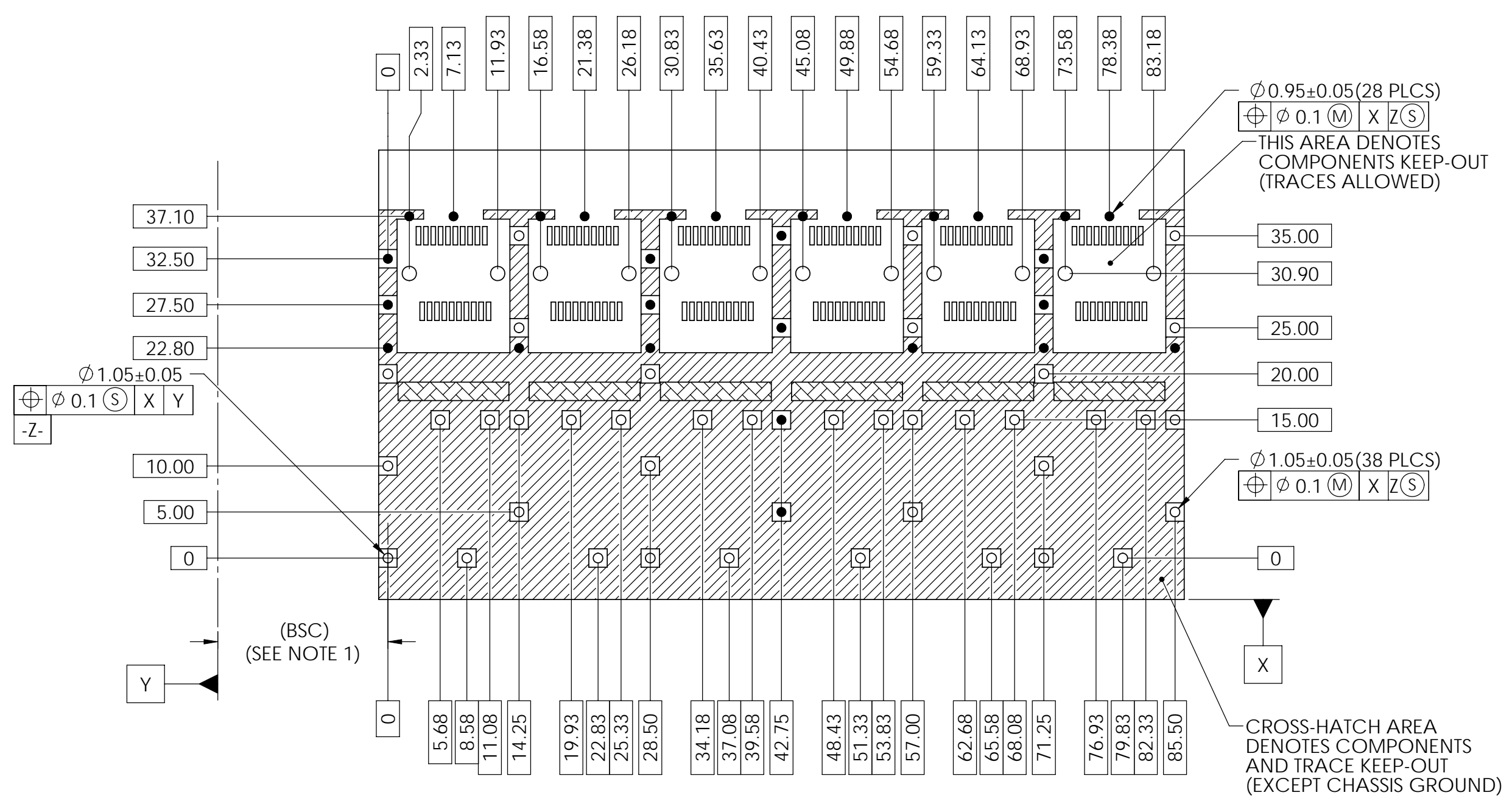
DO NOT SCALE DRAWING

THIS DOCUMENT CONTAINS PROPRIETARY INFORMATION AND SUCH INFORMATION MAY NOT BE DISCLOSED TO OTHERS FOR ANY PURPOSE OR USED FOR MANUFACTURING PURPOSES WITHOUT PERMISSION FROM AMPHENOL CANADA CORP.

UNLESS OTHERWISE SPECIFIED DIMENSIONS ARE IN MILLIMETERS TOLERANCES ARE:  DECIMALS                      ANGLES X.X ± 0.38                      ± 1° X.XX ± 0.25	APPROVALS	DATE	Amphenol Canada Corp.	
	DRAWN ChigowX	MAR14/09		
	CHECKED J.SI	MAR26/09	1XN SFP+ CAGE ASSEMBLY WITH ELASTOMERIC GASKET	
	QA APPD			
MATERIAL AND FINISH SEE NOTE 1	IE APPD		SIZE A3	DWG. NO. P-U77-AX41M-X081
REF.	DWG APPD A.G	MAR26/09	SCALE 2:1	PROJECT
CODE IDENT. NO. 03554				SHEET 5 OF 6

REVISIONS				
REV.	ECN/E-R	DESCRIPTION	DATE	APPROVED
A		PROPOSAL	MAR26/09	
B		UPDATED	JUL14/09	

- NOTES:
- DATUM AND BASIC DIMENSIONS ESTABLISHED BY CUSTOMER.
  - PADS AND VIAS ARE CHASSIS GROUND.
  - THRU-HOLES, PLATING OPTIONAL.
  - SEE DRAWINGS P-UX76-A20-X00XX FOR CONNECTOR LAYOUT.



RECOMMENDED PCB DESIGN  
(P/N: U77-A641M-X081)

**DO NOT SCALE DRAWING**

THIS DOCUMENT CONTAINS PROPRIETARY INFORMATION AND SUCH INFORMATION MAY NOT BE DISCLOSED TO OTHERS FOR ANY PURPOSE OR USED FOR MANUFACTURING PURPOSES WITHOUT PERMISSION FROM AMPHENOL CANADA CORP.

UNLESS OTHERWISE SPECIFIED DIMENSIONS ARE IN MILLIMETERS TOLERANCES ARE:  DECIMALS X.X ± 0.38 X.XX ± 0.25  MATERIAL AND FINISH SEE NOTE 1  REF.  CODE IDENT. NO. 03554	<b>APPROVALS</b>	<b>DATE</b>	<b>Amphenol Canada Corp.</b>	
	DRAWN ChigowX	MAR14/09		
	DESIGNED		TITLE  1XN SFP+ CAGE ASSEMBLY WITH ELASTOMERIC GASKET	
	CHECKED J.SI	MAR26/09		
	QA APPD		SIZE A3	DWG. NO. P-U77-AX41M-X081
	IE APPD		SCALE 1:1	PROJECT
	DWG APPD A.G	MAR26/09	SHEET 6 OF 6	REV. B