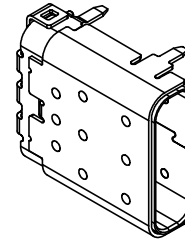
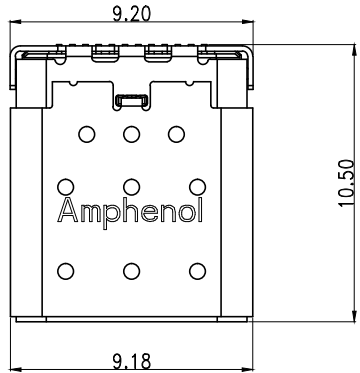


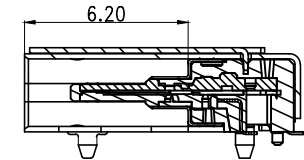
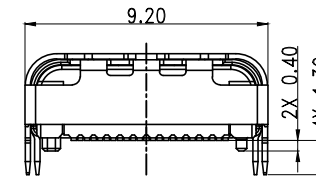
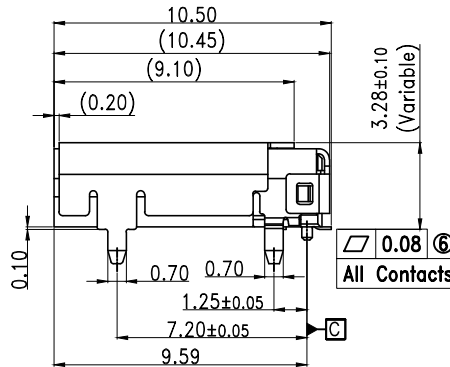
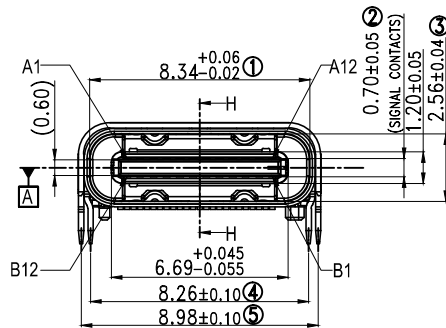
This document is the property of Amphenol Corporation and is delivered on the express condition that it is not to be disclosed, reproduced or used, in whole or in part, for manufacture or sale by anyone other than Amphenol Corporation without its prior consent, & that no right is granted to disclose or to use any information in this document.

# REFERENCE DRAWING

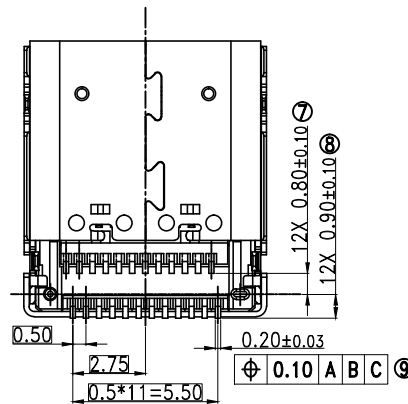
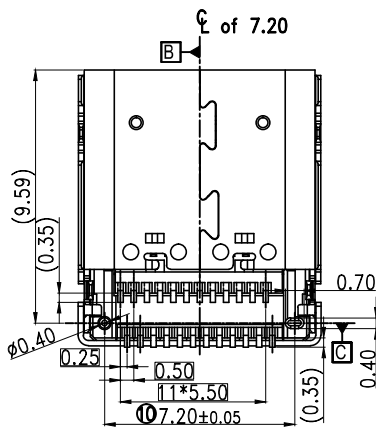
		REVISIONS		
SYM	ECN	DESCRIPTION	DATE	APPROVED
X1	1605****	NEW RELEASE	04/25/17	Tom



Pin No	Signal Name	Mating Sequence	Pin No	Signal Name	Mating Sequence
A1	GND	First	B12	GND	First
A2	TX1+	Second	B11	RX1+	Second
A3	TX1-	Second	B10	RX1-	Second
A4	Vbus	First	B9	Vbus	First
A5	CC1	Second	B8	SBU2	Second
A6	D+	Second	B7	D-	Second
A7	D-	Second	B6	D+	Second
A8	SBU1	Second	B5	CC2	Second
A9	Vbus	First	B4	Vbus	First
A10	RX2-	Second	B3	TX2-	Second
A11	RX2+	Second	B2	TX2+	Second
A12	GND	First	B1	GND	First
SHELL	GND		SHELL	GND	



SECTION H-H



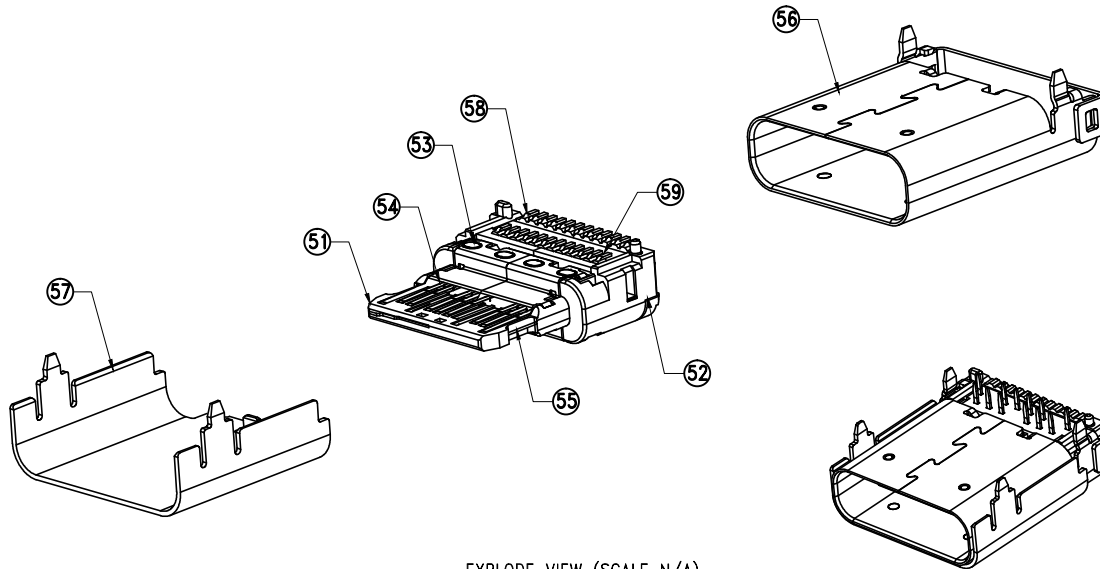
**Notes:**

- Material :  
Contacts : copper alloy  
Shell : Stainless steel.  
Housing : High-temperature polymer UL94V-0, black.
- Plating :  
Contacts: contact area 30u" Au, Solder tail gold flash or matte tin, nickel overall.  
Shell : Nickel Plating
- Coplanarity : 0.08Max.
- P/N : 12401722E4#2A.
- Packaging type: carrier tape.
- Material should be fulfilled Amphenol spec# SSN002 AND Customer Requirements, for halogen free products, also need to meet SSN004

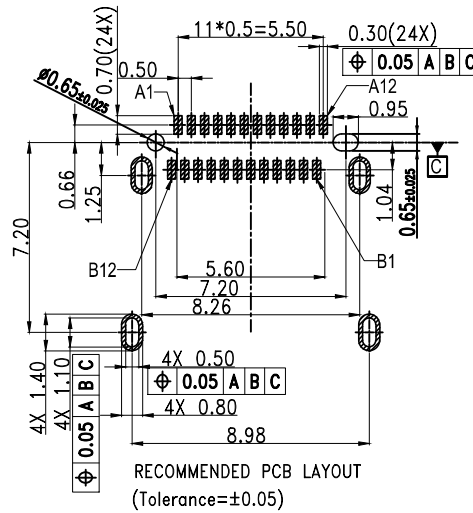
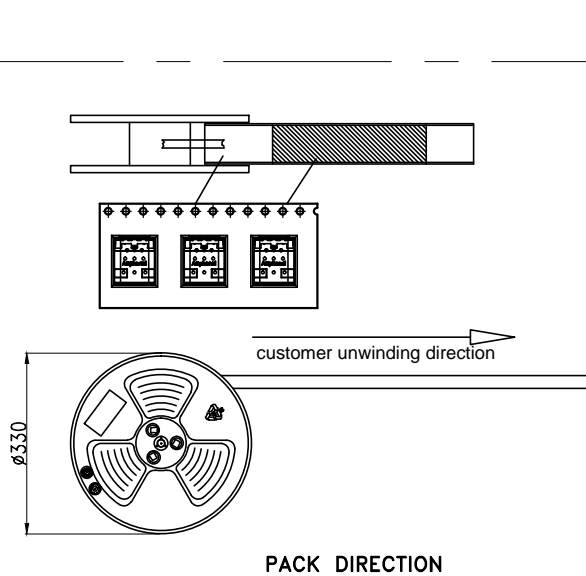
UNLESS OTHERWISE SPECIFIED TOLERANCES		APPROVAL		DATE
U.S. METRIC		DRAWN	Alan.Lal	04/25/17
.X +/-		CHECKED	Welson.Lu	04/25/17
.XX +/-		CHECKED		
.XXX +/-		DRAWING FILE :		
FRACTIONS +/-		ANGLE OF PROJECTION		
ANGLES +/-		TITLE		
FOR MATERIALS AND FINISHES SEE NOTES		USB TYPE C CONNECTOR RIGHT ANGLE DUAL ROW SMT(S=1.30mm)		
REMOVE SHARP EDGES		SIZE		REV.
DIMENSIONS		A3		X1
U.S. INCHES-		DRAWING NO.		12401832E402A
(METRIC) (MM)		SCALE		NONE
		SHEET		1 OF 2

This document is the property of Amphenol Corporation and is delivered on the express condition that it is not to be disclosed, reproduced or used, in whole or in part, for manufacture or sale by anyone other than Amphenol Corporation without its prior consent, & that no right is granted to disclose or to use any information in this document.

REVISIONS				
SYM	ECN	DESCRIPTION	DATE	APPROVED
SEE PAGE 1				



EXPLODE VIEW (SCALE N/A)



ITEM	DESCRIPTION	Q'TY	MATERIAL	PART NO.	FINISH
7	BOTTOM TERMINAL	1	C7025 TM03	32401846E4	CONTACT:30u" AU MIN; SOLDER TAIL:100u" MATTE TIN MIN;
6	TOP TERMINAL	1	C7025 TM03	32401845E4	CONTACT:30u" AU MIN; SOLDER TAIL:100u" MATTE TIN MIN;
5	OUTER SHELL	1	SUS304-1/2H	32401831G3	SOLDER NICKEL: 50U" MIN
4	MAIN SHELL	1	SUS304-1/2H	32401849G3	SOLDER NICKEL: 50U" MIN
3	GND SHEET	1	SUS301-EH	32401847A6	SOLDER NICKEL: 50U" MIN
2	EMC	2	SUS304-1/2H	32401848A6	SOLDER NICKEL: 50U" MIN
1	MAIN HOUSING	1	PA46	8240012002A	BLACK

UNLESS OTHERWISE SPECIFIED TOLERANCES		APPROVAL		DATE
U.S.	METRIC	DRAWN	Allen.Lal	04/25/17
.X	+/-	CHECKED	Wilson.Lu	04/25/17
.XX	+/-	CHECKED		
.XXX	+/-	DRAWING FILE :		
FRACTIONS	+/-	ANGLE OF PROJECTION		
ANGLES	+/-	TITLE		
FOR MATERIALS AND FINISHES SEE NOTES				
REMOVE SHARP EDGES				
DIMENSIONS				
U.S.	INCHES-			
(METRIC)	(MM)			
SCALE		DRAWING NO.		REV.
NONE		A3 12401832E402A		X1
SHEET 2 OF 2				