

IPC-610-F

Classic 4U 15-Slot Rackmount Chassis





Features

- 4U rackmount chassis supports up to 15 cards
- Shock-resistant disk drive bay design holds up to three 5.25" and two 3.5" (one front-accessible & one internal) disk drives
- Special hold-down clamp design with rubber cushions protects the cards from shock and vibration
- Power and HDD activity notification improves system availability
- Front-accessible air filter for easy system maintenance
- Lockable front door prevents unauthorized access
- 300 W / 400 W AC and 300 W DC ATX power supply options



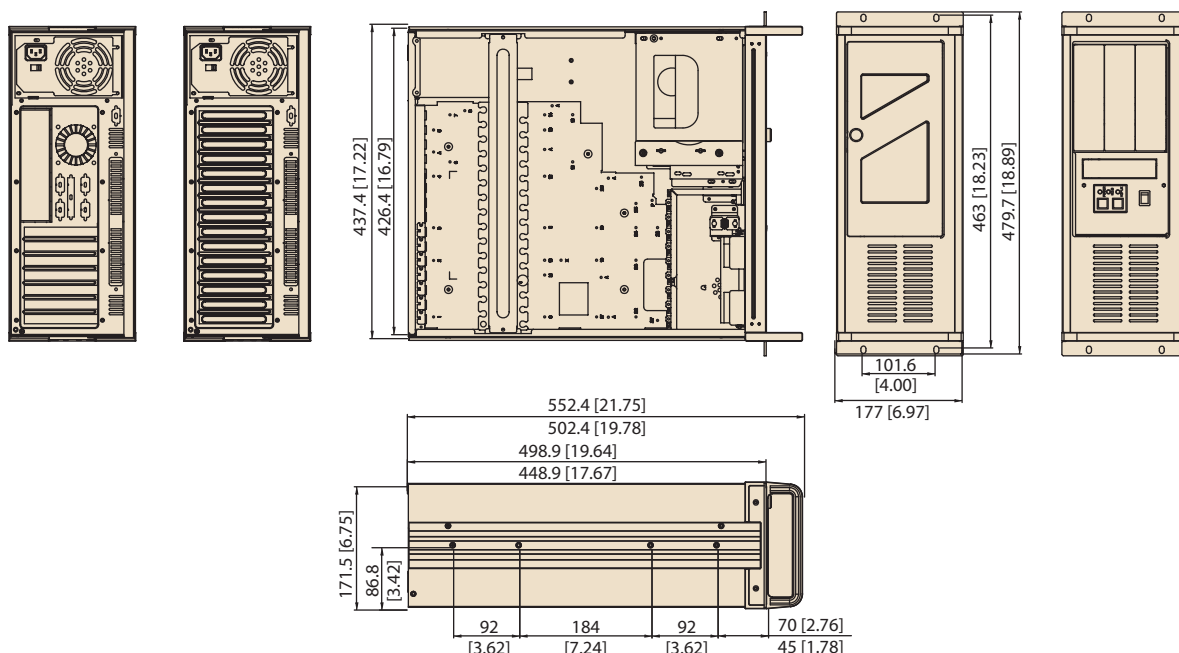
Specifications

| Drive Bay | | Front-accessible | Internal |
|--------------------------|------------------------|--|----------------------------------|
| | | 1 | 1 |
| Cooling | 5.25" | 3 | - |
| | Fan | 1 (12 cm / 85 CFM) | |
| Miscellaneous | Air Filter | Yes | |
| | LED Indicators | Power, HDD, keyboard lock | |
| | Control | Power, system reset and keyboard lock switches | |
| Environment | Rear Panel | Backplane version: One 9-pin D-Sub opening Motherboard version: Five 9-pin D-Sub & one 68-pin SCSI openings | |
| | Operating | Operating | Non-Operating |
| Physical Characteristics | Temperature | 0 ~ 40° C (32 ~ 104° F) | -20 ~ 60° C (-4 ~ 140° F) |
| | Humidity | 10 ~ 85% @ 40° C, non-condensing | 10 ~ 95% @ 40° C, non-condensing |
| | Vibration (5 ~ 500 Hz) | 1 Grms | 2 G |
| | Shock | 10 G (with 11 ms duration, half sine wave) | 30 G |
| Physical Characteristics | Dimensions (W x H x D) | IPC-610BP: 482 x 177 x 449 mm (19" x 7" x 17.8") IPC-610MB: 482 x 177 x 499 mm (19" x 7" x 19.6") | |
| | Weight | 16.2 kg (35.6 lb) | |



Dimensions

Unit: mm [inch]



Ordering Information

| Part Number | Power Supply |
|----------------------------|---------------------------------------|
| Backplane Version | |
| IPC-610BP-00XFCE | Without power supply, with ATX switch |
| IPC-610BP-30FDE | PS8-300ATX-ZBE |
| Motherboard Version | |
| IPC-610MB-00XFCE | Without power supply, with ATX switch |
| IPC-610MB-30FDE | PS8-300ATX-ZBE |

Optional Accessories

| Part Number | Description |
|----------------|---|
| 2130006190S000 | Fan filter 120 x 100 x 15 mm |
| IDT-3120E | Mobile rack for converting a 3.5" drive bay to dual 2.5" SATA HDD trays |
| IDT-5230E | Mobile rack for converting dual 5.25" drive bays to three 3.5" SAS/SATA HDD trays |

Power Supply Options

(For detailed power supply specs, please refer to Chapter 6)

| Part Number | Specifications | |
|---|----------------|-----------------------------|
| | Watts | Input |
| PS8-300ATX-ZBE (ATX, PFC) | 300 W | AC 100 ~ 240 V (full range) |
| PS8-400ATX-ZE (ATX, PFC) | 400 W | AC 100 ~ 240 V (full range) |
| PS-300ATX-DC48E (ATX) | 300 W | DC-48 V |
| RPS-300ATX-ZE (ATX, PFC) (1+1 redundant) | 300 W | AC 100 ~ 240 V (full range) |