


3M™ MetPak™ 2-FB Power Header

2 mm 4/5-Row, Vertical, Press-Fit Tail

MP2 Series



- 6.50 Amps per contact
- Early mate late break (EMLB) for hot swap or selective loading options
- End-to-end stackable
- Optional feed-through tail (Press-Fit)
- Futurebus+® compatible
- See the Regulatory Information Appendix (RIA) in the “RoHS compliance” section of www.3M.com/interconnects for compliance information (RIA E1 & C1 apply)

Date Modified: August 21, 2009

TS-1126-C
Sheet 1 of 4

Physical

Insulation:

Material: High Temperature LCP
Flammability: UL 94V-0
Color: Beige

Contact:

Material: Copper Alloy

Plating:

Underplating: 50 μ" [1.27 μm] Nickel
Wiping Area: See Ordering Information
Tails: See Ordering Information

Electrical

Current Rating: Power: 6.50 A per power socket contact at 70°C

Insulation Resistance: 10³ MΩ

Withstanding Voltage: 1,500 V_{AC} for 60 seconds

Environmental

Temperature Rating: -55° C to 125° C

UL File No.: E68080

MetPak is a trademark of 3M Company.

Futurebus+ is a registered trademark of the Institute of Electrical and Electronic Engineers, Inc. (IEEE)



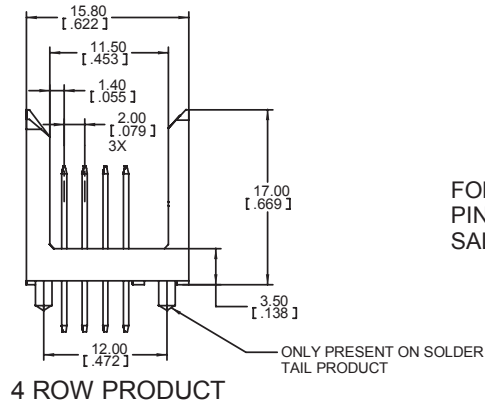
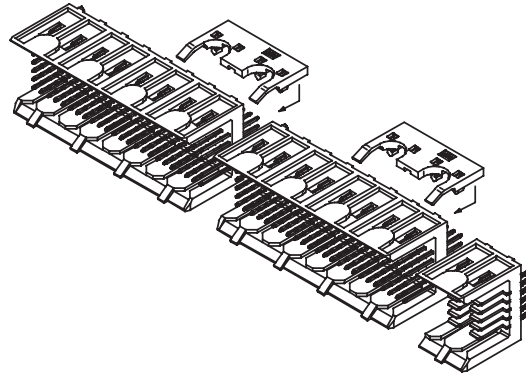
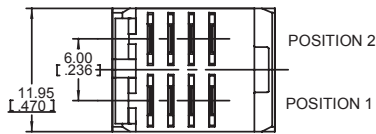
Electronic Solutions Division
Interconnect Solutions
<http://www.3M.com/interconnects>

3M is a trademark of 3M Company.
For technical, sales or ordering information call
800-225-5373

3M™ MetPak™ 2-FB Power Header

2 mm 4/5-Row, Vertical, Press-Fit Tail

MP2 Series

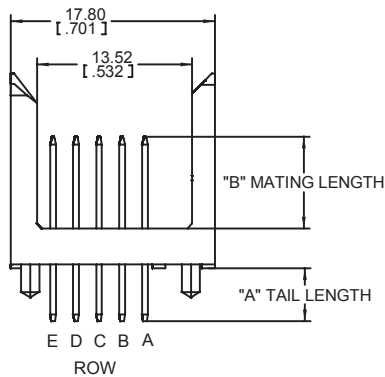


4 ROW PRODUCT

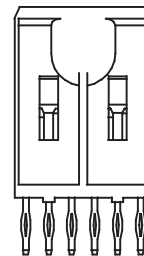
FOR SPECIAL MONOBLOCKS AND
PIN ARRANGEMENTS CONTACT 3M
SALES REPRESENTATIVE

	mm (Inch)		
	Tolerance Unless Noted		
	0	0.0	0.00
mm	±3	±0.3	±0.13

() Dimensions used for Reference Only



5 Row Product



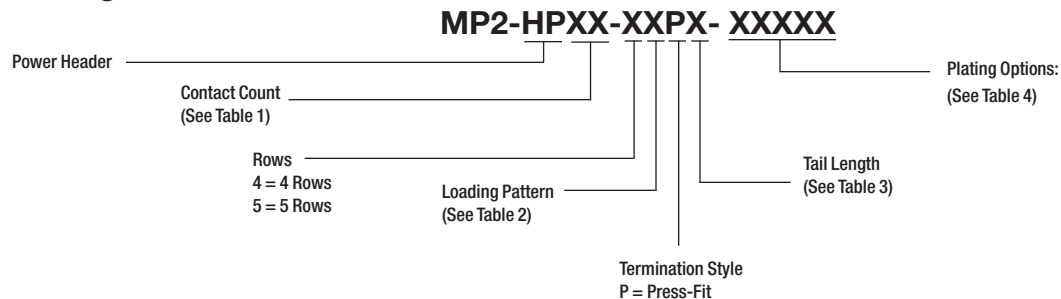
Press-Fit
Product

Note:

1. Refer to IEC 61076-4-104 Futurebus+® global standard.
2. "Press Fit" describes a contact tail having a compliant section designed to make a reliable electrical connection with a plated through-hole (PTH) in a printed circuit board, typically a "back plane."



Ordering Information



TS-1126-C
Sheet 2 of 4



Electronic Solutions Division
Interconnect Solutions
<http://www.3M.com/interconnects>

3M is a trademark of 3M Company.
For technical, sales or ordering information call
800-225-5373

3M™ MetPak™ 2-FB Power Header

2 mm 4/5-Row, Vertical, Press-Fit Tail

MP2 Series

Table 1	
Contact Count	No of Rows
08	4
10	5

Table 2 - Mate Length						
Loading Pattern Code	Description	Mate length Row A	Mate length Row B	Mate length Row C	Mate length Row D	Mate length Row E (5-Row Prod. Only)
1	All Positions Filled	6.50 [0.256]	6.50 [0.256]	6.50 [0.256]	6.50 [0.256]	6.50 [0.256]
2	All Positions Filled	8.00 [0.315]	8.00 [0.315]	7.25 [0.285]	6.50 [0.256]	6.50 [0.256]
3	All Positions Filled	6.50 [0.256]	8.00 [0.315]	6.50 [0.256]	6.50 [0.256]	6.50 [0.256]
4	All Positions Filled	6.50 [0.256]	7.25 [0.285]	7.25 [0.285]	8.00 [0.315]	8.00 [0.315]
5	All Positions Filled	7.25 [0.285]	8.00 [0.315]	7.25 [0.285]	6.50 [0.256]	6.50 [0.256]
6	All Positions Filled	8.00 [0.315]	8.00 [0.315]	8.00 [0.315]	8.00 [0.315]	8.00 [0.315]
7	All Positions Filled	7.25 [0.285]	7.25 [0.285]	7.25 [0.285]	7.25 [0.285]	7.25 [0.285]
8	All Positions Filled	8.00 [0.315]	6.50 [0.256]	8.00 [0.315]	7.25 [0.285]	7.25 [0.285]
9	All Positions Filled	8.00 [0.315]	7.25 [0.285]	6.50 [0.256]	6.50 [0.256]	6.50 [0.256]
A	All Positions Filled	8.00 [0.315]	8.00 [0.315]	7.25 [0.285]	7.25 [0.285]	7.25 [0.285]
C	All Positions Filled	8.00 [0.315]	8.00 [0.315]	8.00 [0.315]	6.50 [0.256]	6.50 [0.256]
D	All Positions Filled	8.00 [0.315]	6.50 [0.256]	6.50 [0.256]	6.50 [0.256]	6.50 [0.256]
G	All Positions Filled	8.00 [0.315]	8.00 [0.315]	8.00 [0.315]	8.00 [0.315]	5.75 [0.226]
H	All Positions Filled	8.00 [0.315]	8.00 [0.315]	7.25 [0.285]	8.00 [0.315]	8.00 [0.315]

Table 3	
Press-Fit Tail Termination Option No.	Dim. "A"
1	4.60 [0.181]
2	3.86 [0.152]

*Compliant-Pin Tail

Table 4 - Plating			
Plating Suffix	Plating Composition	Plating Suffix	Plating Composition
TG (RIA E2 & C2 apply)	0.25 µm [10 µ"] Min. Au Contact Area 2.54 µm [100 µ"] Min. SnPb Tail Area 1.27 µm [50 µ"] Min. Ni all over	FJ (RIA E1 & C1 apply)	0.25 µm [10 µ"] Min. Au Contact Area 5.08 µm [200 µ"] Min. Matt Whisker Mitigating Sn Tail Area 1.27 µm [50 µ"] Min. Ni all over
TG30 (RIA E2 & C2 apply)	0.76 µm [30 µ"] Min. Au Contact Area 2.54 µm [100 µ"] Min. SnPb Tail Area 1.27 µm [50 µ"] Min. Ni all over	KR (RIA E1 & C1 apply)	0.76 µm [30 µ"] Min. Au Contact Area 5.08 µm [200 µ"] Min. Matt Whisker Mitigating Sn Tail Area 1.27 µm [50 µ"] Min. Ni all over
TR30 (RIA E2 & C2 apply)	0.08 µm [3 µ"] Min. Au Contact Area 0.67 µm [27 µ"] Min. PdNi Contact Area 2.54 µm [100 µ"] Min. SnPb Tail Area 1.27 µm [50 µ"] Min. Ni all over	RF (RIA E1 & C1 apply)	1.27 µm [50 µ"] Min. Au Contact Area, Lubricated 5.08 µm [200 µ"] Min. Matt Whisker Mitigating Sn Tail Area 1.27 µm [50 µ"] Min. Ni all over
TR40B (RIA E2 & C2 apply)	0.13 µm [5 µ"] Min. Hard Au Contact Area, Lubricated 1.02 µm [40 µ"] Min. PdNi Contact Area 0.10 µm [4 µ"] Min. Pd Contact Area 2.54 µm [100 µ"] Min. SnPb Tail Area 1.27 µm [50 µ"] Min. Ni all over	LR (RIA E1 & C1 apply)	0.08 µm [3 µ"] Min. Au Contact Area 0.67 µm [27 µ"] Min. PdNi Contact Area 5.08 µm [200 µ"] Min. Matt Whisker Mitigating Sn Tail Area 1.27 µm [50 µ"] Min. Ni all over
		PD (RIA E1 & C1 apply)	0.13 µm [5 µ"] Min. Hard Au Contact Area, Lubricated 1.02 µm [40 µ"] Min. PdNi Contact Area 0.10 µm [4 µ"] Min. Pd Contact Area 5.08 µm [200 µ"] Min. Matt Whisker Mitigating Sn Tail Area 1.27 µm [50 µ"] Min. Ni all over

TS-1126-C
Sheet 3 of 4

3M

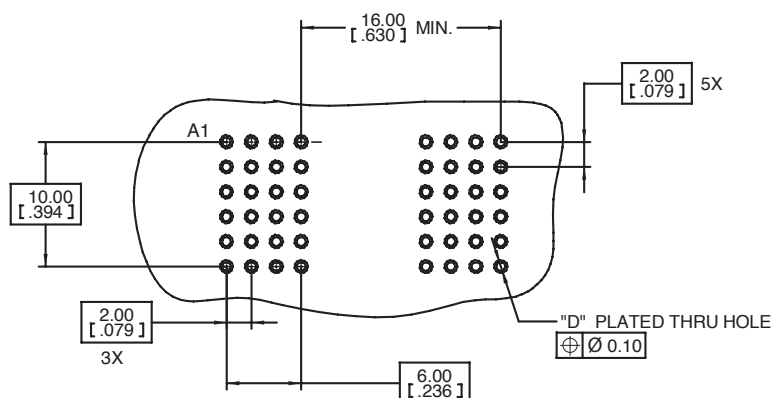
Electronic Solutions Division
Interconnect Solutions
<http://www.3M.com/interconnects>

3M is a trademark of 3M Company.
For technical, sales or ordering information call
800-225-5373

3M™ MetPak™ 2-FB Power Header

2 mm 4/5-Row, Vertical, Press-Fit Tail

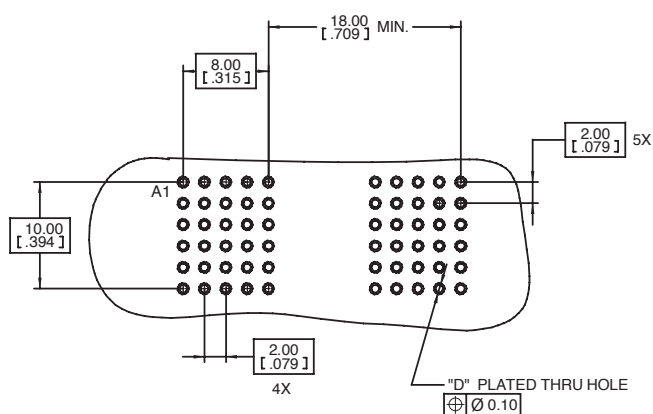
MP2 Series



Recommended 4 Row Press-Fit PCB Hole Mounting Pattern

Table 5 -- HOLE PLATING SPECIFICATION

HOLE	Finished Dia. mm [in]	Cu Thickness	SnPb Thickness microns [μ"]	Drilled Hole Dia. mm [in]
"D"	0.65-0.80 [0.0256-.0315]	0.025 [.001] min	15 [600] max	0.81-0.86 [0.0319-.0339]



Recommended 5 Row Press-Fit PCB Hole Mounting Pattern

TS-1126-C
Sheet 4 of 4



Electronic Solutions Division
Interconnect Solutions
<http://www.3M.com/interconnects>

3M is a trademark of 3M Company.
For technical, sales or ordering information call
800-225-5373

Important Notice

All statements, technical information, and recommendations related to 3M's products are based on information believed to be reliable, but the accuracy or completeness is not guaranteed. Before using this product, you must evaluate it and determine if it is suitable for your intended application. You assume all risks and liability associated with such use. Any statements related to the product which are not contained in 3M's current publications, or any contrary statements contained on your purchase order shall have no force or effect unless expressly agreed upon, in writing, by an authorized officer of 3M.

Warranty; Limited Remedy; Limited Liability.

This product will be free from defects in material and manufacture for a period of one (1) year from the time of purchase. **3M MAKES NO OTHER WARRANTIES INCLUDING, BUT NOT LIMITED TO, ANY IMPLIED WARRANTY OF MERCHANTABILITY OR FITNESS FOR A PARTICULAR PURPOSE.** If this product is defective within the warranty period stated above, your exclusive remedy shall be, at 3M's option, to replace or repair the 3M product or refund the purchase price of the 3M product. **Except where prohibited by law, 3M will not be liable for any indirect, special, incidental or consequential loss or damage arising from this 3M product, regardless of the legal theory asserted.**



3M Electronics Solutions Division

6801 River Place Blvd.
Austin, TX 78726-9000
U.S.A.
1-800-225-5373
www.3m.com/interconnects

Please recycle. Printed in USA.
© 3M 2008. All rights reserved.
RIA-2217B-E

3M is a trademark of 3M Company.