


3M™ DIN R-Form Plug

.100" Inverse Mount, Vertical, Solder Tail or Press-Fit Termination

DIN 41612 Series



- Early mate late break (EMLB) grounding contacts for hot swapping
- Select load capability
- Expanded pin counts
- Optional press-fit or solder tail termination
- Optional retention clips
- Mates with R-form and C-form sockets
- See Regulatory Information Appendix (RIA) for chemical compliance information

Date Modified: February 20, 2008

TS-1133-D
Sheet 1 of 4

Physical

Insulation:

Material: Glass Filled Polyester (PCT)

Flammability: UL 94V-0

Color: Gray or Black

Contact:

Material: Copper Alloy

Plating:

Underplating: 50 μ " [1.27 μ m] Min. Nickel

Wiping Area: (See Ordering Information)

Termination Area: (See Ordering Information)

Marking: Part Number and Date Code

Electrical

Contact Resistance: 20 m Ω Max.

Current Rating: 3.0 A @ 30°C T-rise above ambient

Insulation Resistance: 1 x 10³ M Ω min. at 500 V_{DC}

Withstanding Voltage: 1 x 10³ V_{AC} for 1 minute

Environmental

Temperature Rating: -55°C to +125°C

Temperature Rating: 260°C per J-STD-020C

Moisture Sensitivity Level: 1 (per J-STD-020C)



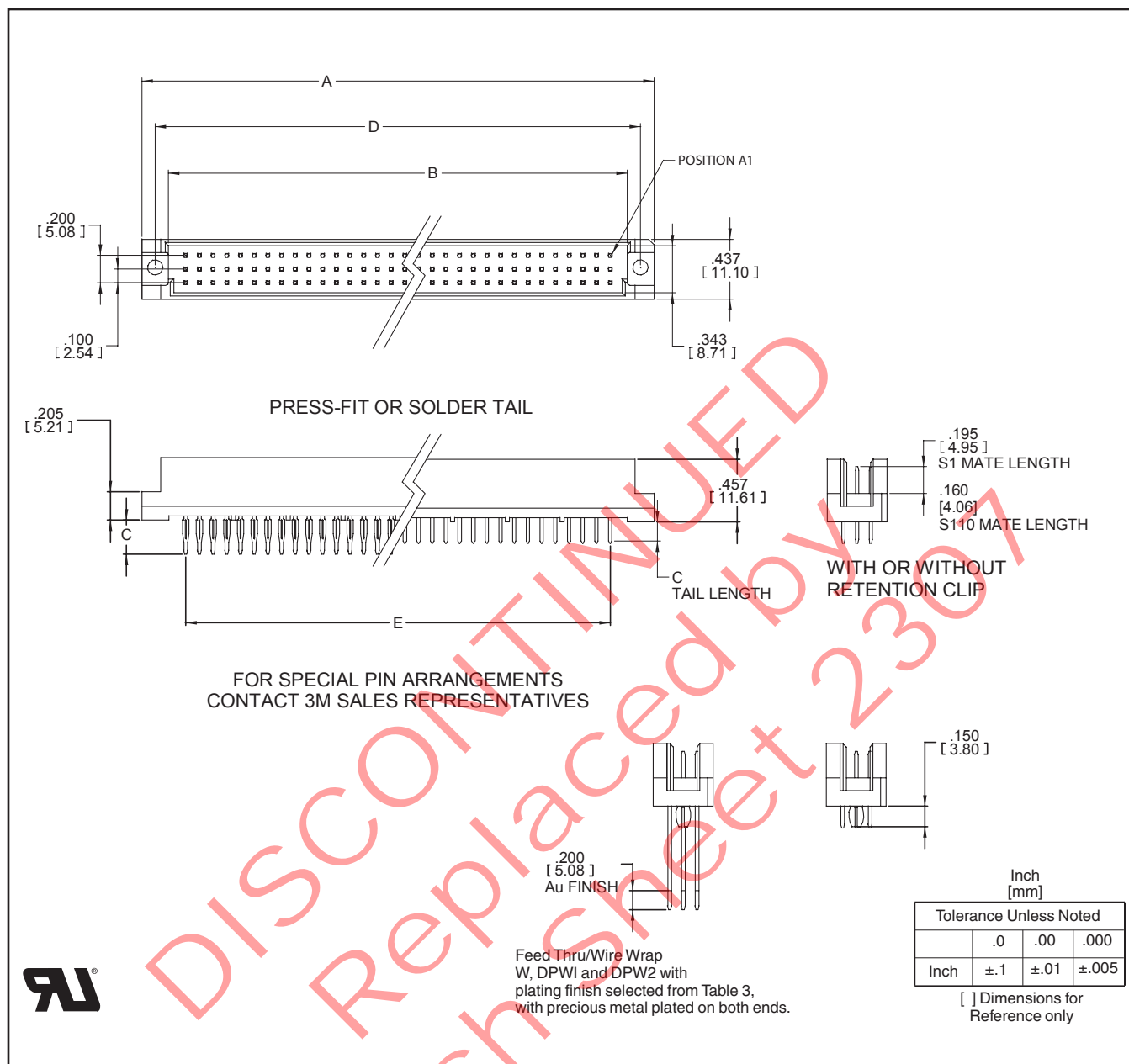
Electronic Solutions Division
Interconnect Solutions
<http://www.3M.com/interconnects/>

3M is a trademark of 3M Company.
For technical, sales or ordering information call
800-225-5373

3M™ DIN R-Form Plug

.100" Inverse Mount, Vertical, Solder Tail or Press-Fit Termination

DIN 41612 Series



Ordering Information

DIN - XXX RPX - XXXX - XXXX

Contact Quantity
See Table

Contact Loading Pattern:

A = A Row only
B = Rows A & C Filled
C = Rows A, B, & C Filled
D = Rows A & B Filled
E = B Row only

Termination Options:
See Table 2

Plating and Insulator Color Options:
See Table 3

TS-1133-D
Sheet 2 of 4

3M

Electronic Solutions Division
Interconnect Solutions

<http://www.3M.com/interconnects/>

3M is a trademark of 3M Company.
For technical, sales or ordering information call
800-225-5373

3M™ DIN R-Form Plug

.100" Inverse Mount, Vertical, Solder Tail or Press-Fit Termination

DIN 41612 Series

Contact Quantity	Load Pattern	A	B	D	E
016	A	2.140 [54.36]	1.754 [44.55]	1.943 [49.35]	1.500 [38.10]
032	B	2.140 [54.36]	1.754 [44.55]	1.943 [49.35]	1.500 [38.10]
048	C	2.140 [54.36]	1.754 [44.55]	1.943 [49.35]	1.500 [38.10]
032	D	2.140 [54.36]	1.754 [44.55]	1.943 [49.35]	1.500 [38.10]
016	E	2.140 [54.36]	1.754 [44.55]	1.943 [49.35]	1.500 [38.10]
032	A	3.740 [95.00]	3.354 [85.19]	3.543 [89.99]	3.100 [78.74]
064	B	3.740 [95.00]	3.354 [85.19]	3.543 [89.99]	3.100 [78.74]
096	C	3.740 [95.00]	3.354 [85.19]	3.543 [89.99]	3.100 [78.74]
064	D	3.740 [95.00]	3.354 [85.19]	3.543 [89.99]	3.100 [78.74]
032	E	3.740 [95.00]	3.354 [85.19]	3.543 [89.99]	3.100 [78.74]
040	A	4.540 [115.32]	4.154 [105.51]	4.343 [110.31]	3.900 [99.06]
080	B	4.540 [115.32]	4.154 [105.51]	4.343 [110.31]	3.900 [99.06]
120	C	4.540 [115.32]	4.154 [105.51]	4.343 [110.31]	3.900 [99.06]
080	D	4.540 [115.32]	4.154 [105.51]	4.343 [110.31]	3.900 [99.06]
040	E	4.540 [115.32]	4.154 [105.51]	4.343 [110.31]	3.900 [99.06]
050	A	5.540 [140.72]	5.154 [130.91]	5.343 [135.71]	4.900 [124.46]
100	B	5.540 [140.72]	5.154 [130.91]	5.343 [135.71]	4.900 [124.46]
150	C	5.540 [140.72]	5.154 [130.91]	5.343 [135.71]	4.900 [124.46]
100	D	5.540 [140.72]	5.154 [130.91]	5.343 [135.71]	4.900 [124.46]
050	E	5.540 [140.72]	5.154 [130.91]	5.343 [135.71]	4.900 [124.46]

Solder Termination Option No	DIM "C" in (mm)	Comments
R1	0.157 (3.99)	with retention clips
S1	0.157 (3.99)	
S110	0.110 (2.79)	
W	0.512 (13.00)	
Press-fit Termination Option No		
DPS	0.189 (4.80)	
DPW1	0.512 (13.00)	
DPW2	0.669 (16.99)	

Plating Suffix	Insulator Color	Press-Fit Terminations	Solder Tail Terminations	Plating Composition
TG30	Gray	(RIA E2 & C2 apply)	(RIA E3 & C2 apply)	0.76 µm [30 µ"] Min. Au Contact Area 2.54 µm [100 µ"] Min. SnPb Tail Area 1.27 µm [50 µ"] Min. Ni all over
TR	Gray	(RIA E2 & C2 apply)	(RIA E3 & C2 apply)	0.08 µm [3 µ"] Min. Au Contact Area 0.18 µm [7 µ"] Min. PdNi Contact Area 2.54 µm [100 µ"] Min. SnPb Tail Area 1.27 µm [50 µ"] Min. Ni all over
RR	Gray	(RIA E2 & C2 apply)	N/A	0.08 µm [3 µ"] Min. Au over 0.18 µm [7 µ"] Min. PdNi Contact Area (each end) 2.54 µm [100 µ"] Min. SnPb Term. Area 1.27 µm [50 µ"] Min. Ni all over
HM	Gray	(RIA E1 & C1 apply)	N/A	0.08 µm [3 µ"] Min. Au over 0.18 µm [7 µ"] Min. PdNi Contact Area 5.08 µm [200 µ"] Min. RoHS Compliant Whisker Mitigating Matte Sn Term. Area 1.27 µm [50 µ"] Min. Ni all over
MH	Black	(RIA E1 & C1 apply)	(RIA E1 & C1 apply)	0.76 µm [30 µ"] Min. Au Contact Area 5.08 µm [200 µ"] Min. Reflowed Matte Whisker Mitigating Sn Term. Area 1.27 µm [50 µ"] Min. Ni all over
HS	Black	(RIA E1 & C1 apply)	(RIA E1 & C1 apply)	0.08 µm [3 µ"] Min. Au over 0.18 µm [7 µ"] Min. PdNi Contact Area 5.08 µm [200 µ"] Min. Reflowed Matte Whisker Mitigating Sn Term. Area 1.27 µm [50 µ"] Min. Ni all over
KT	Black	(RIA E1 & C1 apply)	(RIA E1 & C1 apply)	0.25 µm [10 µ"] Min. Au Contact Area 5.08 µm [200 µ"] Min. Reflowed Matte Whisker Mitigating Sn Term. Area 1.27 µm [50 µ"] Min. Ni all over

TS-1133-D
Sheet 3 of 4

3M

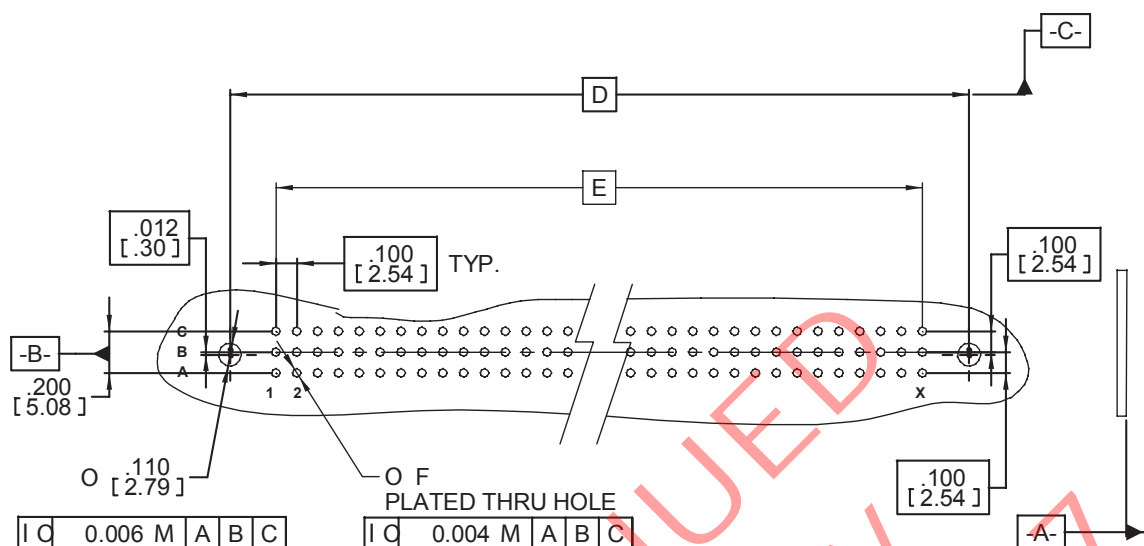
Electronic Solutions Division
Interconnect Solutions
<http://www.3M.com/interconnects/>

3M is a trademark of 3M Company.
For technical, sales or ordering information call
800-225-5373

3M™ DIN R-Form Plug

.100" Inverse Mount, Vertical, Solder Tail or Press-Fit Termination

DIN 41612 Series



Hole Plating Table For TG, TR, RR (Press-Fit Leads)

Hole	Drilled Hole Dia. In (mm)	Cu Thickness in (mm)	SnPb Thickness μ in (μ m)	Finished Dia. In (mm)
"F"				0.037 - 0.043 (0.94 - 1.09)

Hole Plating Table For TG, TR, RR (Solder Tail Leads)

Hole	Drilled Hole Dia. In (mm)	Cu Thickness in (mm)	SnPb Thickness μ in (μ m)	Finished Dia. In (mm)
"F"				0.041 - 0.049 (1.04 - 1.24)

Hole Plating Table For MH, HS, KT (Press-Fit Leads)

Hole	Drilled Hole Dia. In (mm)	Cu Thickness in (mm)	Immersion Whisker Mitigating Matte Sn Thickness μ in (μ m)	Finished Dia. In (mm)
"F"	0.0425-0.044 (1.080-1.118) #57 OR 1.10mm Twist Drill	0.0010 - 0.0020 (0.025 - 0.045)	20 - 100 (0.508 - 2.54)	0.037 - 0.043 (0.94 - 1.09)

Hole Plating Table For MH, HS, KT (Solder Tail Leads)

Hole	Drilled Hole Dia. In (mm)	Cu Thickness in (mm)	Immersion Matte Sn Thickness μ in (μ m)	Finished Dia. In (mm)
"F"				0.041 - 0.049 (1.04 - 1.24)

TS-1133-D
Sheet 4 of 4



Electronic Solutions Division
Interconnect Solutions
<http://www.3M.com/interconnects/>

3M is a trademark of 3M Company.
For technical, sales or ordering information call
800-225-5373

Regulatory Information Appendix

3M Electronic Solutions Division/Interconnect

EUROPE

Appendix E1: European Union RoHS

Directive 2002/95/EC, Restriction of the Use of Certain Hazardous Substances in Electrical & Electronic Equipment, as amended by EU Commission Decision 2005/618/EC.

This product is RoHS Compliant 2005/95/EC.

“RoHS Compliant 2005/95/EC” means that the product or part (“Product”) does not contain any of the substances in excess of the maximum concentration values in EU Directive 2002/95/EC, as amended by Commission Decision 2005/618/EC, unless the substance is in an application that is exempt under EU RoHS. Unless otherwise stated by 3M in writing, this information represents 3M’s best knowledge and belief based upon information provided by third party suppliers to 3M.

In the event any product is proven not to conform with 3M’s Regulatory Information Appendix, then 3M’s entire liability and Buyer’s exclusive remedy will be in accordance with the Warranty stated below.

Appendix E2: European Union RoHS

Directive 2002/95/EC, Restriction of the Use of Certain Hazardous Substances in Electrical & Electronic Equipment, as amended by EU Commission Decision 2005/618/EC.

This product contains lead in the compliant pin area in excess of the maximum concentration value allowed but is compliant by exemption under EU Commission Decision 2005/747/EC.

“RoHS Compliant 2005/95/EC” means that the product or part (“Product”) does not contain any of the substances in excess of the maximum concentration values in EU Directive 2002/95/EC, as amended by Commission Decision 2005/618/EC, unless the substance is in an application that is exempt under EU RoHS. Unless otherwise stated by 3M in writing, this information represents 3M’s best knowledge and belief based upon information provided by third party suppliers to 3M.

In the event any product is proven not to conform with 3M’s Regulatory Information Appendix, then 3M’s entire liability and Buyer’s exclusive remedy will be in accordance with the Warranty stated below.

Appendix E3: European Union RoHS

Directive 2002/95/EC, Restriction of the Use of Certain Hazardous Substances in Electrical & Electronic Equipment as amended by Commission Decision 2005/618/EC.

This product contains lead in the solder tail area in excess of the maximum concentration value allowed.

Unless otherwise stated by 3M in writing, this information represents 3M’s best knowledge and belief based upon information provided by third party suppliers to 3M.

In the event any product is proven not to conform with 3M’s Regulatory Information Appendix, then 3M’s entire liability and Buyer’s exclusive remedy will be in accordance with the Warranty stated below.

Appendix E4: European Union RoHS

Directive 2002/95/EC, Restriction of the Use of Certain Hazardous Substances in Electrical & Electronic Equipment, as amended by EU Commission Decision 2005/618/EC.

This product contains decaBDE in the insulating material in excess of the maximum concentration value allowed but is compliant by exemption under EU Commission Decision 2005/717/EC.

“RoHS Compliant 2005/95/EC” means that the product or part (“Product”) does not contain any of the substances in excess of the maximum concentration values in EU Directive 2002/95/EC, as amended by Commission Decision 2005/618/EC, unless the substance is in an application that is exempt under EU RoHS. Unless otherwise stated by 3M in writing, this information represents 3M’s best knowledge and belief based upon information provided by third party suppliers to 3M.

In the event any product is proven not to conform with 3M’s Regulatory Information Appendix, then 3M’s entire liability and Buyer’s exclusive remedy will be in accordance with the Warranty stated below.

Appendix E5: European Union RoHS

Directive 2002/95/EC, Restriction of the Use of Certain Hazardous Substances in Electrical and Electronic Equipment, as amended by EU Commission Decision 2005/618/EC.

This product contains lead in excess of the maximum concentration value allowed but is compliant by exemption under Item 6 of the Annex to the Directive.

“RoHS Compliant 2005/95/EC” means that the product or part (“Product”) does not contain any of the substances in excess of the maximum concentration values in EU Directive 2002/95/EC, as amended by Commission Decision 2005/618/EC, unless the substance is in an application that is exempt under EU RoHS. Unless otherwise stated by 3M in writing, this information represents 3M’s best knowledge and belief based upon information provided by third party suppliers to 3M.

In the event any product is proven not to conform with 3M’s Regulatory Information Appendix, then 3M’s entire liability and Buyer’s exclusive remedy will be in accordance with the Warranty stated below.

CHINA

Appendix C1: China RoHS



Electronic Industry Standard of the People’s Republic of China, SJ/T11363-2006, Requirements for Concentration Limits for Certain Hazardous Substances in Electronic Information Products.

This symbol, per Marking for the Control of Pollution Caused by Electronic Information Products, SJ/T11364-2006, means that the product or part **does not** contain any of the following substances in excess of the following maximum concentration values in any homogeneous material: (a) 0.1% (by weight) for lead, mercury, hexavalent chromium, polybrominated biphenyls or polybrominated diphenyl ethers; or (b) 0.01% (by weight) for cadmium. Unless otherwise stated by 3M in writing, this information represents 3M’s best knowledge and belief based upon information provided by third party suppliers to 3M.

In the event any product is proven not to conform with 3M’s Regulatory Information Appendix, then 3M’s entire liability and Buyer’s exclusive remedy will be in accordance with the Warranty stated below.

Appendix C2: China RoHS



Electronic Industry Standard of the People’s Republic of China, SJ/T11363-2006, Requirements for Concentration Limits for Certain Hazardous Substances in Electronic Information Products.

This symbol, per Marking for the Control of Pollution Caused by Electronic Information Products, SJ/T11364-2006, means that the product or part **does** contain a substance, as detailed in the chart below, in excess of the following maximum concentration values in any homogeneous material: (a) 0.1% (by weight) for lead, mercury, hexavalent chromium, polybrominated biphenyls or polybrominated diphenyl ethers; or (b) 0.01% (by weight) for cadmium. Unless otherwise stated by 3M in writing, this information represents 3M’s best knowledge and belief based upon information provided by third party suppliers to 3M.

The numerical reference in the symbol above should not be construed as a representation regarding the product’s life or an extension of a product warranty. The product warranty is stated below. In the event any product is proven not to conform with 3M’s Regulatory Information Appendix, then 3M’s entire liability and Buyer’s exclusive remedy will be in accordance with the product Warranty stated below.

产品中有毒有害物质或元素的名称及含量 Name and Content of Hazardous Substances or Elements

部件名称 (Part or Component Name)	有毒有害物质或元素 (Hazardous Substances or Elements)					
	铅 (Pb)	汞 (Hg)	镉 (Cd)	六价铬 (Cr (VI))	多溴联苯 (PBB)	多溴二苯醚 (PBDE)
端子镀层 (contact plating)	×	○	○	○	○	○
○：表示该有毒有害物质在该部件所有均质材料中的含量均在SJ/T11363-2006 标准规定的限量要求以下。(Indicates that this hazardous substance contained in all of the homogeneous materials for this part is below the limit requirement in SJ/T11363-2006.)						
×：表示该有毒有害物质至少在该部件的某一均质材料中的含量超出SJ/T11363-2006 标准规定的限量要求。(Indicates that this hazardous substance contained in at least one of the homogeneous materials used for this part is above the limit requirement in SJ/T11363-2006.)						

Appendix C3: China RoHS



Electronic Industry Standard of the People's Republic of China, SJ/T11363-2006, Requirements for Concentration Limits for Certain Hazardous Substances in Electronic Information Products.

This symbol, per Marking for the Control of Pollution Caused by Electronic Information Products, SJ/T11364-2006, means that the product or part **does** contain a substance, as detailed in the chart below, in excess of the following maximum concentration values in any homogeneous material: (a) 0.1% (by weight) for lead, mercury, hexavalent chromium, polybrominated biphenyls or polybrominated diphenyl ethers; or (b) 0.01% (by weight) for cadmium. Unless otherwise stated by 3M in writing, this information represents 3M's best knowledge and belief based upon information provided by third party suppliers to 3M.

The numerical reference in the symbol above should not be construed as a representation regarding the product's life or an extension of a product warranty. The product warranty is stated below. In the event any product is proven not to conform with 3M's Regulatory Information Appendix, then 3M's entire liability and Buyer's exclusive remedy will be in accordance with the product Warranty stated below.

产品中有毒有害物质或元素的名称及含量 Name and Content of Hazardous Substances or Elements

部件名称 (Part or Component Name)	有毒有害物质或元素 (Hazardous Substances or Elements)					
	铅(Pb)	汞(Hg)	镉(Cd)	六价铬(Cr(VI))	多溴联苯(PBB)	多溴二苯醚(PBDE)
合金(Metal alloy)	×	○	○	○	○	○
○：表示该有毒有害物质在该部件所有均质材料中的含量均在SJ/T11363-2006 标准规定的限量要求以下。(Indicates that this hazardous substance contained in all of the homogeneous materials for this part is below the limit requirement in SJ/T11363-2006.) ×：表示该有毒有害物质至少在该部件的某一均质材料中的含量超出SJ/T11363-2006 标准规定的限量要求。(Indicates that this hazardous substance contained in at least one of the homogeneous materials used for this part is above the limit requirement in SJ/T11363-2006.)						

Important Notice

All statements, technical information, and recommendations related to 3M's products are based on information believed to be reliable, but the accuracy or completeness is not guaranteed. Before using this product, you must evaluate it and determine if it is suitable for your intended application. You assume all risks and liability associated with such use. Any statements related to the product which are not contained in 3M's current publications, or any contrary statements contained on your purchase order shall have no force or effect unless expressly agreed upon, in writing, by an authorized officer of 3M.

Warranty; Limited Remedy; Limited Liability.

This product will be free from defects in material and manufacture for a period of one (1) year from the time of purchase. **3M MAKES NO OTHER WARRANTIES INCLUDING, BUT NOT LIMITED TO, ANY IMPLIED WARRANTY OF MERCHANTABILITY OR FITNESS FOR A PARTICULAR PURPOSE.** If this product is defective within the warranty period stated above, your exclusive remedy shall be, at 3M's option, to replace or repair the 3M product or refund the purchase price of the 3M product. **Except where prohibited by law, 3M will not be liable for any indirect, special, incidental or consequential loss or damage arising from this 3M product, regardless of the legal theory asserted.**



3M Electronics Solutions Division

6801 River Place Blvd.
Austin, TX 78726-9000
U.S.A.
1-800-225-5373
www.3m.com/interconnects

Please recycle. Printed in USA.
© 3M 2008. All rights reserved.
RIA-2217B-D

3M is a trademark of 3M Company.