

# 3M™ Mini D Ribbon (MDR) Connectors

.050" Solder Plug Connector — Shielded

101 Series



- Wiper-on-wiper contact for reliable repetitive plugging
- Solder cup termination requires no special tooling
- Accepts a wide variety of discrete wire (24 to 30 AWG) cable construction
- Contacts: 14, 20, 26, 36, 40 and 50

Date Modified: June 26, 2003

TS-0669-08  
Sheet 1 of 2

---

## Physical

### Insulation

Material: Glass Reinforced Polyester (PCT)  
Flammability: UL 94V-0  
Color: Black

### Contact

Material: Copper Alloy (C521)

### Plating

Underplating: 80  $\mu$ " (2.0  $\mu$ m) Nickel — QQ-N-290, Class 2  
Wiping Area: 20  $\mu$ " (0.51  $\mu$ m) Min Gold — MIL-G-45204, Type II, Grade C  
Solder Area: Tin-Lead

### Shroud

Material: Steel  
Plating: Nickel

Wire Accomodation: 24, 26, 28 & 30 AWG

Marking: 3M Logo and Part Number

---

## Electrical

Current Rating: 1 A

Insulation Resistance:  $> 5 \times 10^8 \Omega$  at 500 VDC

Withstanding Voltage: 500 Vrms for 1 Minute

---

## Environmental

Temperature Rating: -55°C to +105°C

Solder Process: 360°C max for 10 sec. max

UL File No.: E68080

**3M**  
Interconnect Solutions  
<http://www.3M.com/interconnects/>

3M is a trademark of 3M Company.  
For technical, sales or ordering information call  
**800-225-5373**

# 3M™ Mini D Ribbon (MDR) Connectors

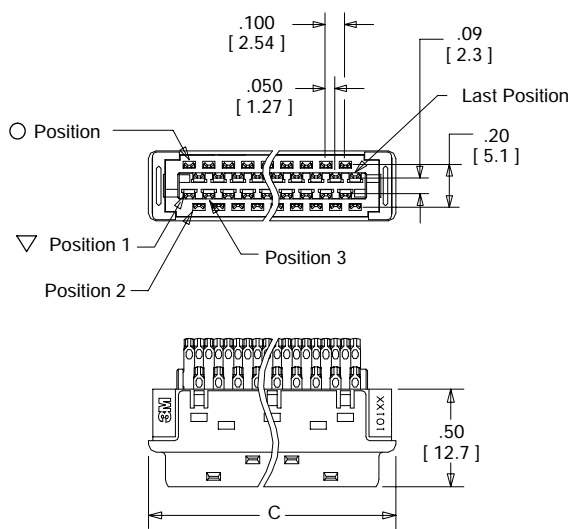
## .050" Solder Plug Connector — Shielded

101 Series

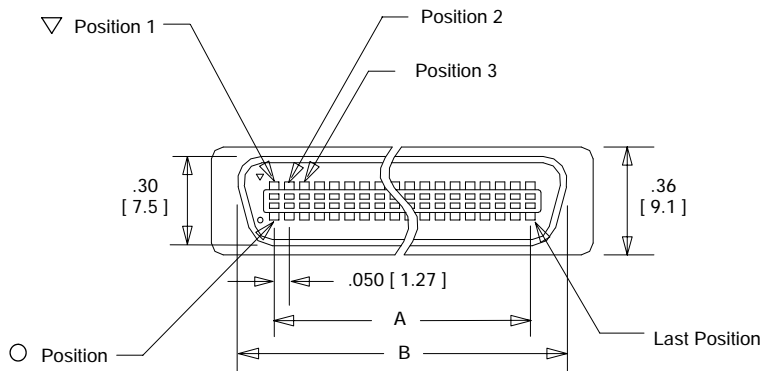
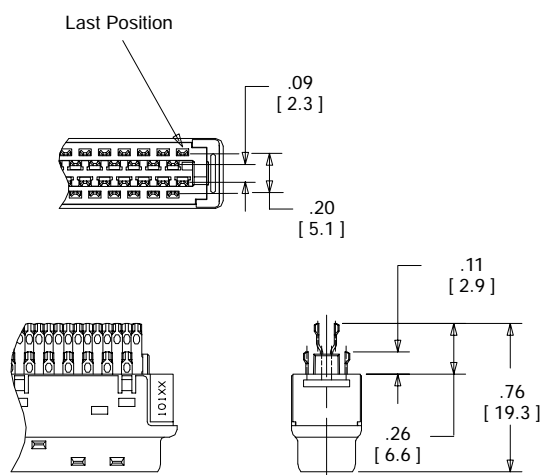
Contact Quantity	Dimensions		
	A	B	C
14	.300 [ 7.62 ]	.54 [ 13.8 ]	.72 [ 18.2 ]
20	.450 [ 11.43 ]	.69 [ 17.6 ]	.87 [ 22.0 ]
26	.600 [ 15.24 ]	.85 [ 21.5 ]	1.02 [ 25.8 ]
36	.850 [ 21.59 ]	1.09 [ 27.8 ]	1.27 [ 32.2 ]
40	.950 [ 24.13 ]	1.19 [ 30.3 ]	1.37 [ 34.7 ]
50	1.200 [ 30.48 ]	1.44 [ 36.7 ]	1.62 [ 41.1 ]



### 20, 36 & 40 Position



### 14, 26 & 50 Position



Inch  
[mm]

Tolerance Unless Noted			
	.0	.00	.000
Inch	±.1	±.01	±.005

[ ] Dimensions for Reference only

## Ordering Information

101XX-3000VE

Contact Quantity (See Table)

Note: This solder plug connector must be used with only 3M Non-Shielded Shell Kits 103XX-52FO-008 Series and 103XX-52A0-008 Series.

TS-0669-08  
Sheet 2 of 2

## Important Notice

All statements, technical information, and recommendations related to 3M's products are based on information believed to be reliable, but the accuracy or completeness is not guaranteed. Before using this product, you must evaluate it and determine if it is suitable for your intended application. You assume all risks and liability associated with such use. Any statements related to the product which are not contained in 3M's current publications, or any contrary statements contained on your purchase order shall have no force or effect unless expressly agreed upon, in writing, by an authorized officer of 3M.



### Electronic and Interconnect Solutions Division

6801 River Place Blvd.  
Austin, TX 78726-9000  
[www.3M.com/eisd](http://www.3M.com/eisd)

## Warranty; Limited Remedy; Limited Liability.

This product will be free from defects in material and manufacture for a period of 1 year from the date of purchase. **3M MAKES NO OTHER WARRANTIES INCLUDING, BUT NOT LIMITED TO, ANY IMPLIED WARRANTY OF MERCHANTABILITY OR FITNESS FOR A PARTICULAR PURPOSE.** If this product is defective within the warranty period stated above, your exclusive remedy shall be, at 3M's option, to replace or repair the 3M product or refund the purchase price of the 3M product. **Except where prohibited by law, 3M will not be liable for any loss or damage arising from this 3M product, whether direct, indirect, special, incidental or consequential regardless of the legal theory asserted.**